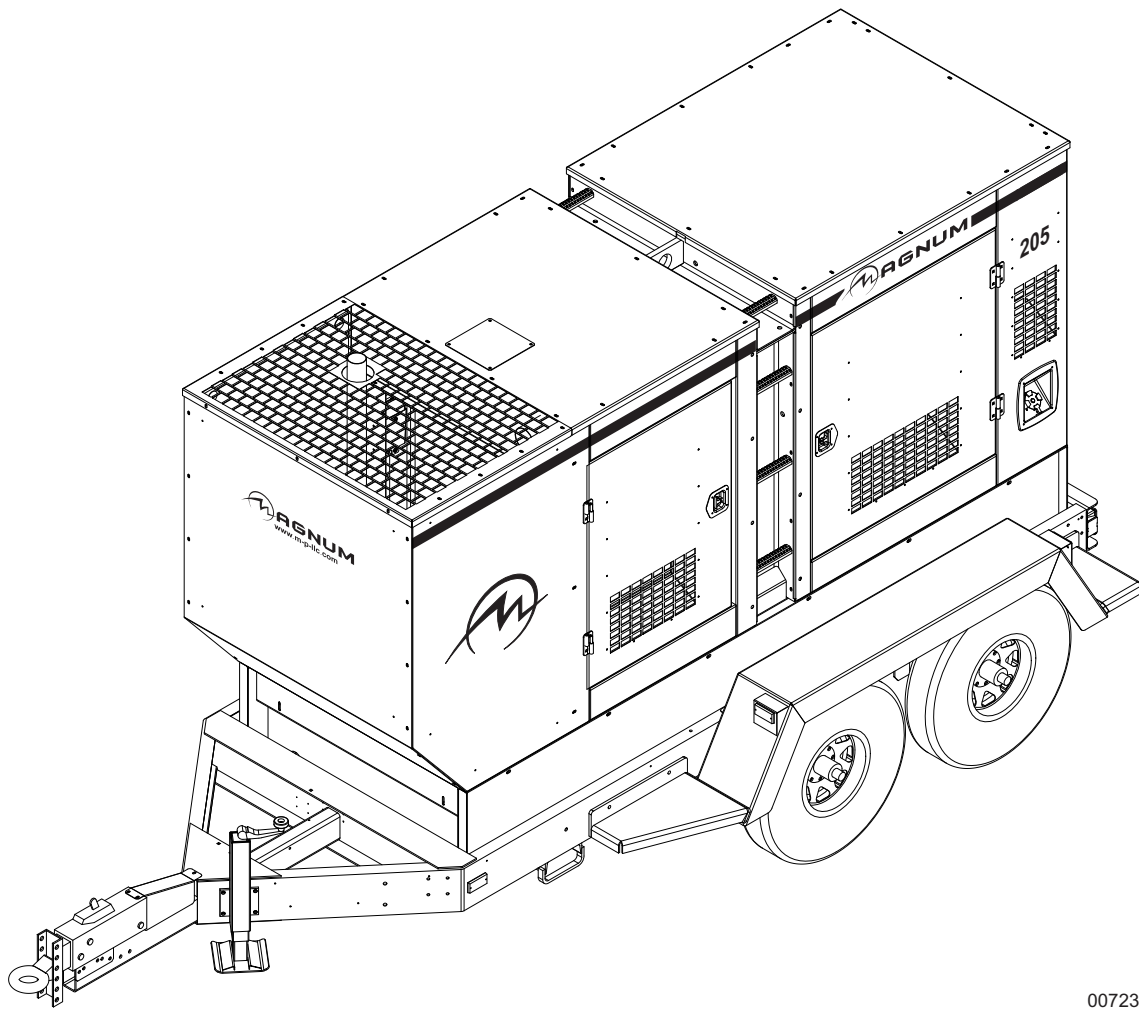




## DIESEL GENERATOR MMG205

With **Power Zone**<sup>TM</sup> Controller



00723

# PARTS MANUAL

## INTRODUCTION

Before servicing this machine, make sure the Control Power switch is turned to the OFF (O) position, the circuit breakers are open (the OFF (O) position), the emergency stop switch is closed (pushed in), and the negative (-) terminal on the battery is disconnected. Attach a "Do Not Start" sign to the control panel. This will notify everyone that the unit is being serviced and will reduce the chance of someone inadvertently trying to start the unit. If the unit is connected to a remote start or transfer switch, make sure the remote switch is also off and tagged.

### **▲ WARNING**

**Before operating or servicing this equipment, read and understand the Magnum Operating Manual which was included with the unit when shipped from the factory. Failure to do so increases the risk of injury to yourself or others.**

## **MAGNUM POWER PRODUCTS LLC**

**215 Power Drive • Berlin, WI 54923**

**U.S.A.**

**Phone: 920-361-4442**

**FAX: 920-361-4416**

**Toll Free: 1-800-926-9768**

**www.m-p-llc.com**

**For technical or parts QUESTIONS, please contact the Magnum Power Products LLC Customer Support or Technical Support team at 1-800-926-9768. Please have your serial number available.**

**To ORDER SERVICE PARTS, please contact the dealer from which you purchased the unit, or call Magnum Power Products LLC to locate a dealer in your area.**

Engine Make: \_\_\_\_\_

Engine Serial Number: \_\_\_\_\_

Engine Model Number: \_\_\_\_\_

Generator Make: \_\_\_\_\_

Generator Model Number: \_\_\_\_\_

Generator Serial Number: \_\_\_\_\_

Unit Model Number: \_\_\_\_\_

Unit Serial Number: \_\_\_\_\_

### **▲ WARNING**

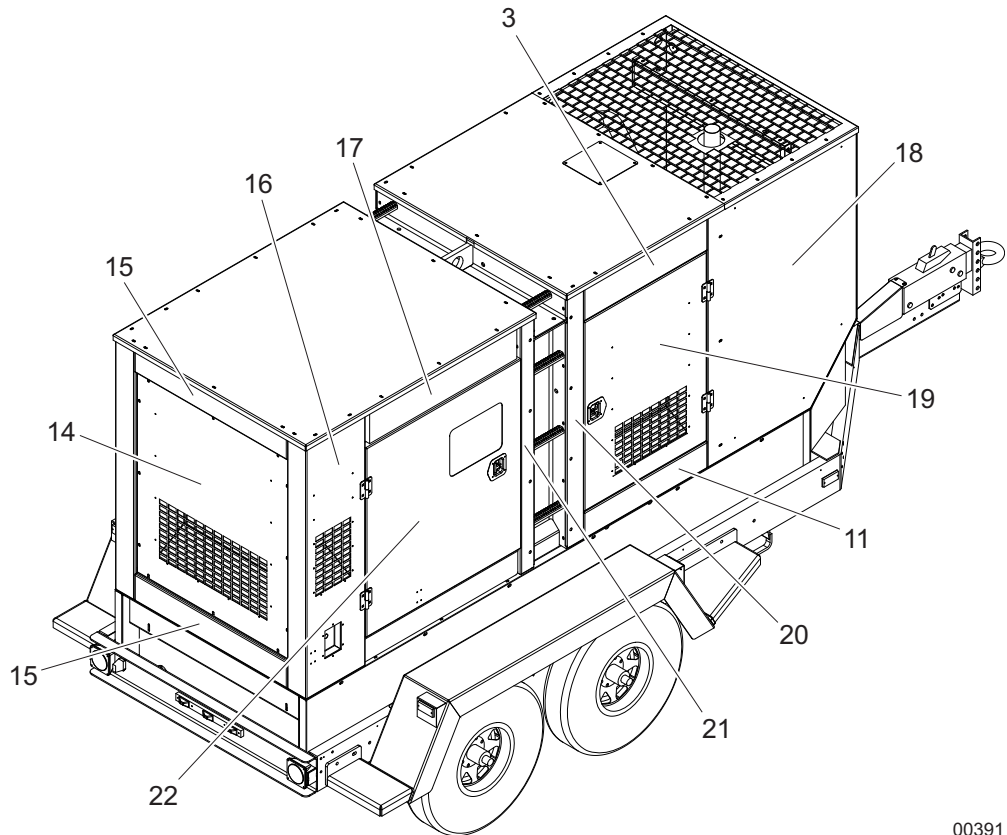
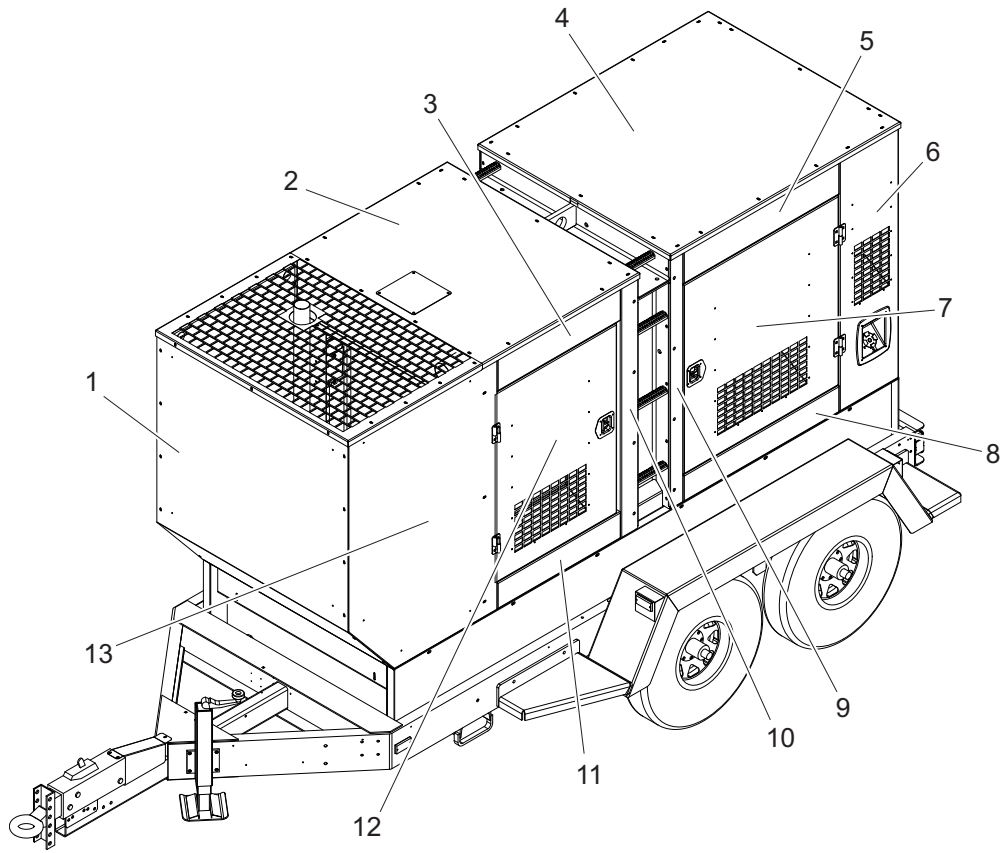
#### **CALIFORNIA PROPOSITION 65 WARNING:**

**Diesel engine exhaust and some of its constituents are known to the state of California to cause cancer, birth defects and other reproductive harm.**

# TABLE OF CONTENTS

	Page
INTRODUCTION .....	2
ENCLOSURE PANELS .....	4
UNIT DECALS - EXTERIOR .....	6
UNIT DECALS - LEFT SIDE INTERIOR .....	7
UNIT DECALS - RIGHT SIDE INTERIOR .....	8
UNIT DECALS - CONTROL BOX .....	9
DOORS, ROOF, FRONT AND REAR PANELS TO UNIT .....	10
LEFT FRONT DOOR ASSEMBLY .....	12
LEFT REAR DOOR ASSEMBLY .....	14
RIGHT FRONT DOOR ASSEMBLY .....	16
CONTROL DOOR ASSEMBLY .....	18
ROOF ASSEMBLY .....	20
FRONT PANEL ASSEMBLY .....	22
REAR PANEL ASSEMBLY .....	24
END AND SIDE PANELS TO UNIT .....	26
CENTER AND CORNER PANELS TO UNIT .....	28
LEFT REAR CORNER ASSEMBLY .....	30
RIGHT REAR CORNER ASSEMBLY .....	32
LEFT FRONT PANEL ASSEMBLY .....	34
RIGHT FRONT PANEL ASSEMBLY .....	36
CONTROL BOX TO UNIT .....	38
CONTROL BOX ASSEMBLY (1 OF 2) .....	40
CONTROL BOX ASSEMBLY (2 OF 2) .....	42
CONTROL PANEL ASSEMBLY .....	44
LUG BOX ASSEMBLY .....	46
LUG PLATE ASSEMBLY .....	48
LUG BOX DOOR ASSEMBLY .....	50
RECEPTACLE PANEL ASSEMBLY .....	52
LIFT STRUCTURE TO SKID ASSEMBLY .....	54
LIFT STRUCTURE ASSEMBLY .....	56
AIR FILTER ASSEMBLY .....	58
EXHAUST SYSTEM ASSEMBLY .....	60
COOLING SYSTEM ASSEMBLY .....	62
COOLING SYSTEM HOSES .....	64
ENGINE AND GENERATOR TO SKID ASSEMBLY .....	66
ENGINE ASSEMBLY .....	68
ENGINE MOUNT ASSEMBLY .....	70
HOTSTART ASSEMBLY OPTION .....	72
GENERATOR ASSEMBLY .....	74
GENERATOR BOX ASSEMBLY - 3 POSITION VOLTAGE SELECTOR SWITCH .....	76
GENERATOR BOX ASSEMBLY - 4 POSITION VOLTAGE SELECTOR SWITCH OPTION .....	78
SKID ASSEMBLY .....	80
FUEL TANK ASSEMBLY .....	82
TRAILER ASSEMBLY .....	84
AXLE ASSEMBLY .....	86
TRAILER BRAKE LINES .....	88
TRAILER HITCH OPTIONS .....	90
RECOMMENDED SPARE PARTS LIST .....	92
NOTES .....	93

# ENCLOSURE PANELS

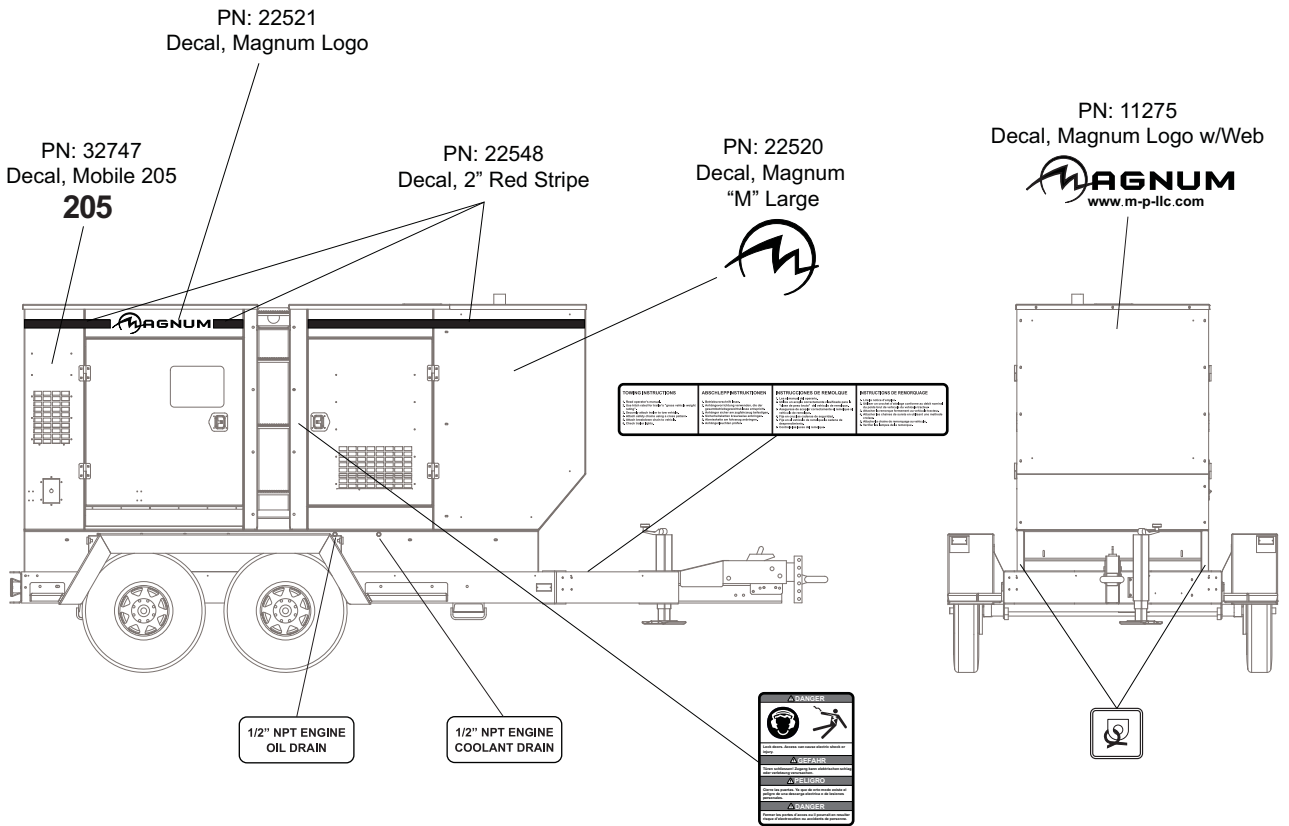
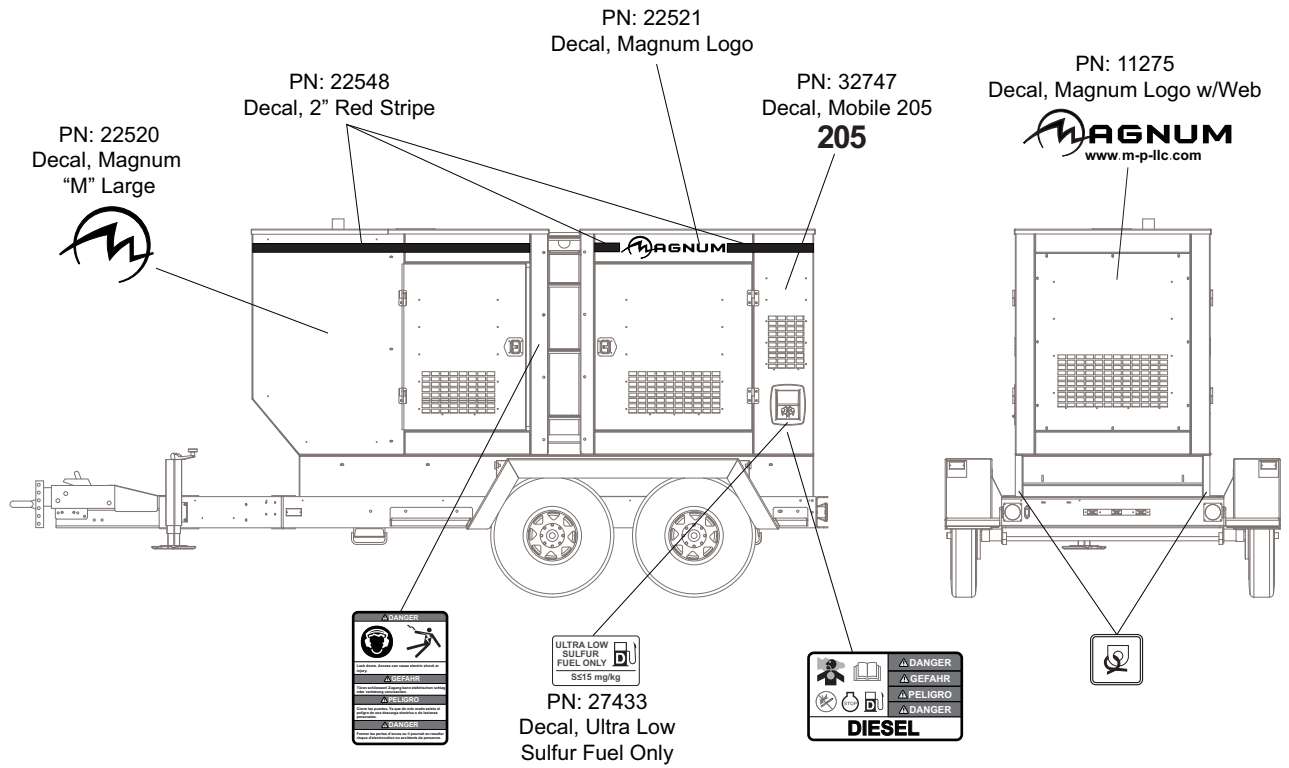


00391

## ENCLOSURE PANELS

ITEM	PART NO.	QTY	DESCRIPTION
1	<a href="#">Page 22</a>	1	Front panel assembly
2	<a href="#">Page 20</a>	1	Front roof assembly
3	<a href="#">Page 26</a>	2	Front upper panel assembly
4	<a href="#">Page 20</a>	1	Rear roof assembly
5	<a href="#">Page 26</a>	2	Rear upper panel assembly
6	<a href="#">Page 30</a>	1	Left rear corner assembly
7	<a href="#">Page 14</a>	1	Left rear door assembly
8	<a href="#">Page 26</a>	1	Left rear lower panel assembly
9	<a href="#">Page 28</a>	1	Left rear center panel assembly
10	<a href="#">Page 28</a>	1	Left front center panel assembly
11	<a href="#">Page 26</a>	2	Front lower panel assembly
12	<a href="#">Page 12</a>	1	Left front door assembly
13	<a href="#">Page 34</a>	1	Left front panel assembly
14	<a href="#">Page 24</a>	1	Rear panel assembly
15	<a href="#">Page 26</a>	2	End panel assembly
16	<a href="#">Page 32</a>	1	Right rear corner assembly
17	<a href="#">Page 36</a>	1	Right front panel assembly
18	<a href="#">Page 16</a>	1	Right front door assembly
19	<a href="#">Page 28</a>	1	Right front center panel assembly
20	<a href="#">Page 28</a>	1	Right rear center panel assembly
21	<a href="#">Page 18</a>	1	Control door assembly

# UNIT DECALS - EXTERIOR



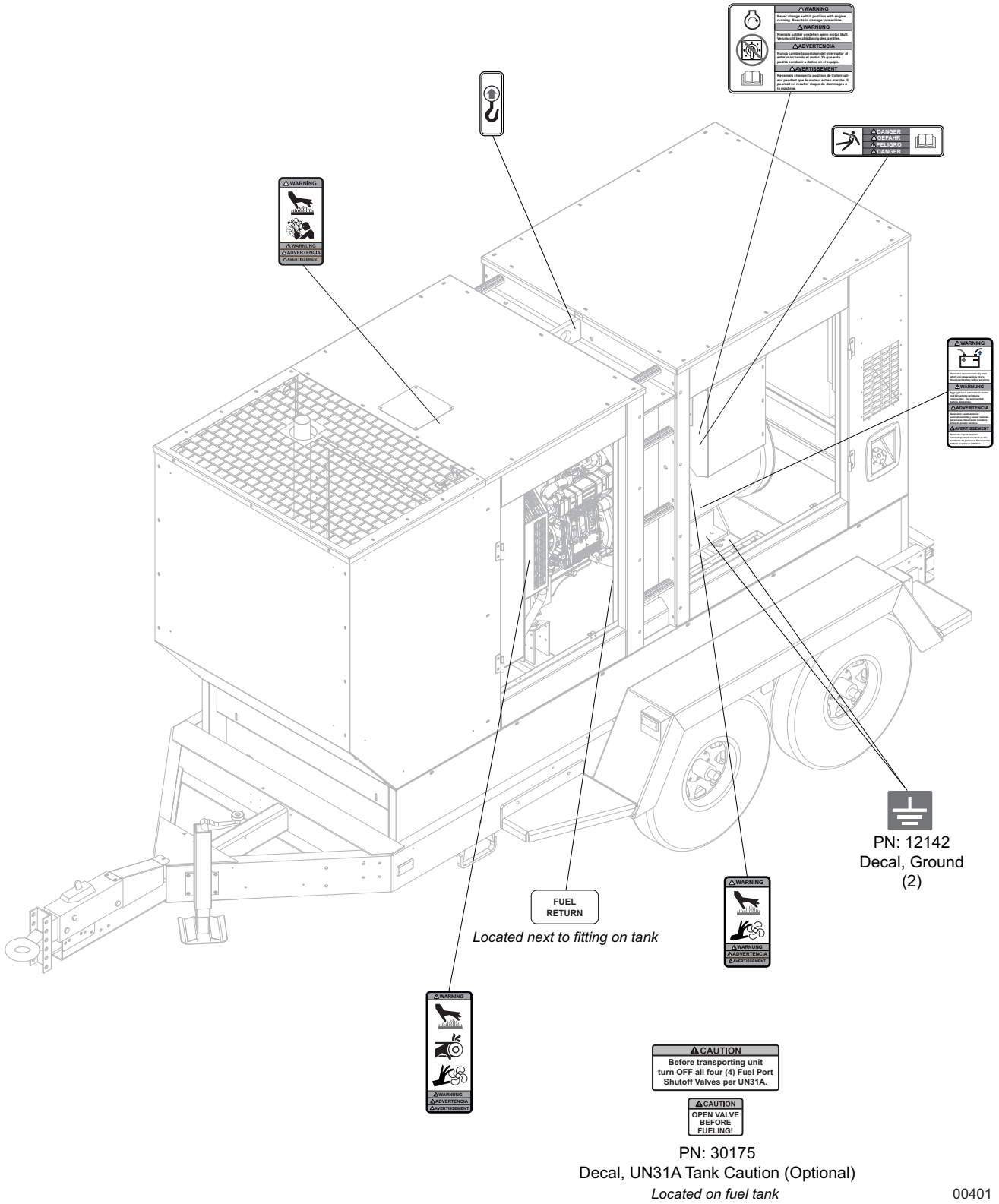
**SUPERSTART** PN: 34574  
Decal, Superstart - 17.6 Black  
(Optional)  
Located in line with red stripe

**SUPERSTART** PN: 33223  
Decal, Superstart - 17.6  
(Optional)  
Located in line with red stripe

00724

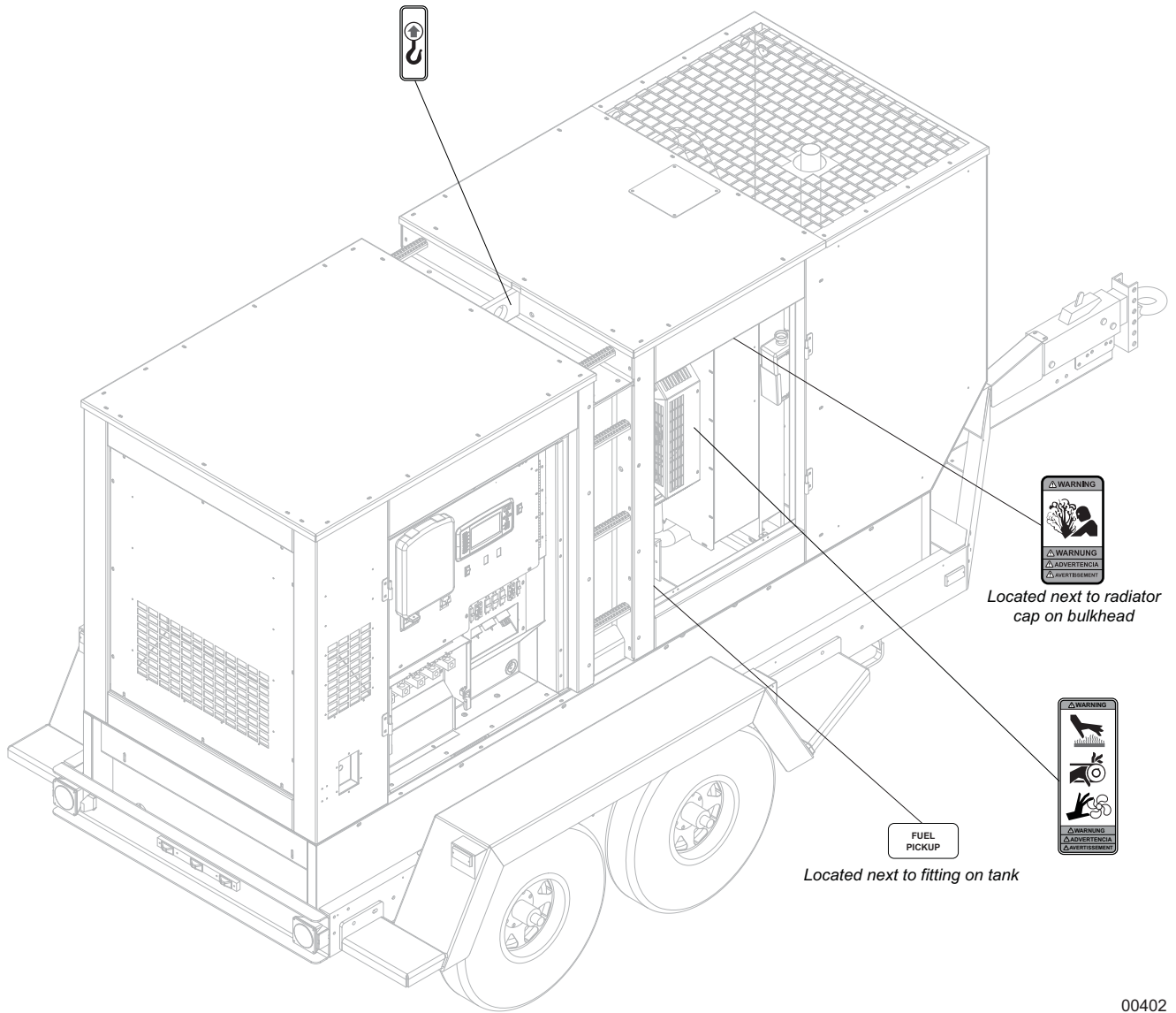
**Note:** All safety and operating decals are located on decal sheet 33636, unless otherwise noted.

# UNIT DECALS - LEFT SIDE INTERIOR



**Note:** All safety and operating decals are located on decal sheet 33636, unless otherwise noted.

# UNIT DECALS - RIGHT SIDE INTERIOR

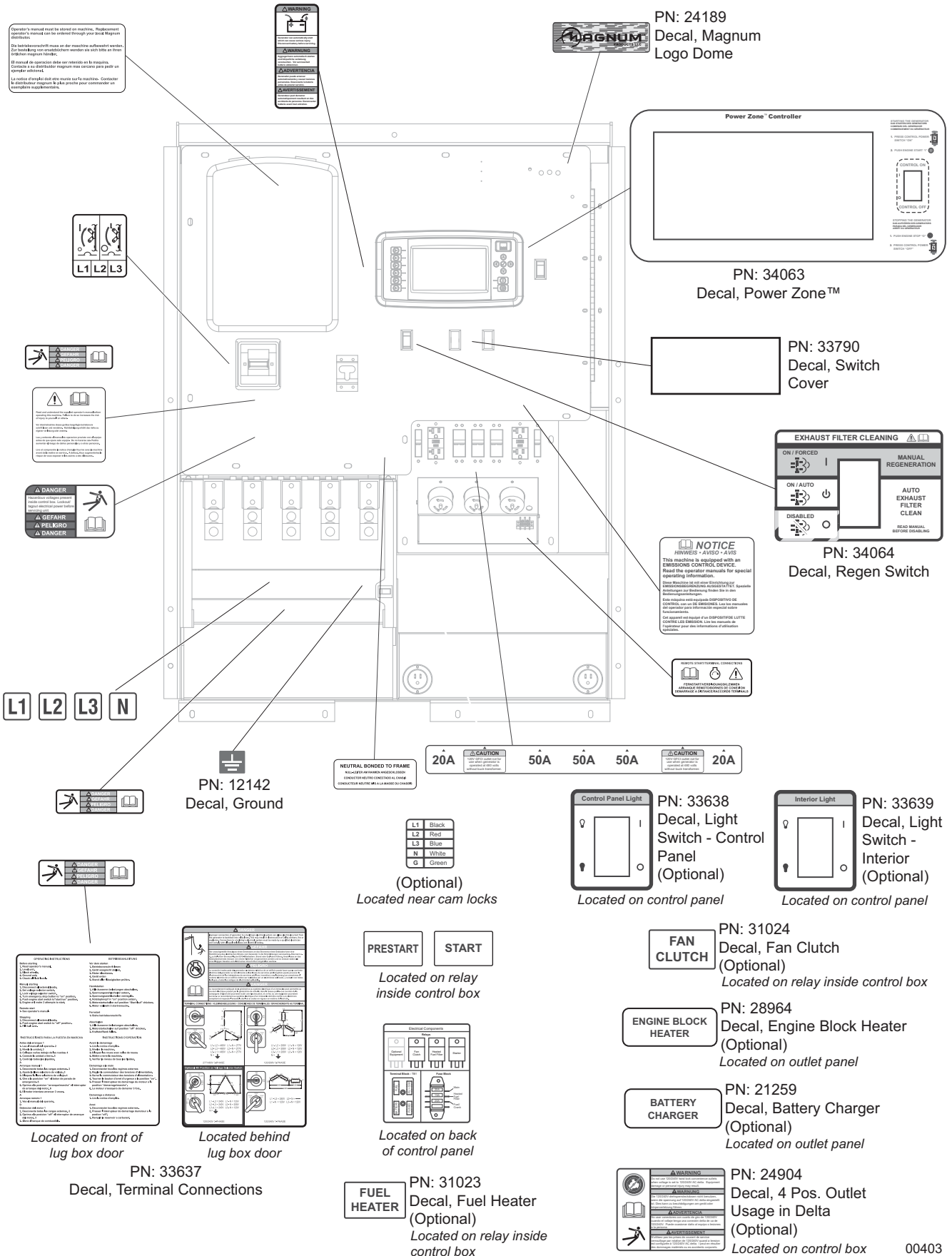


00402

**Note:** All safety and operating decals are located on decal sheet 33636, unless otherwise noted.

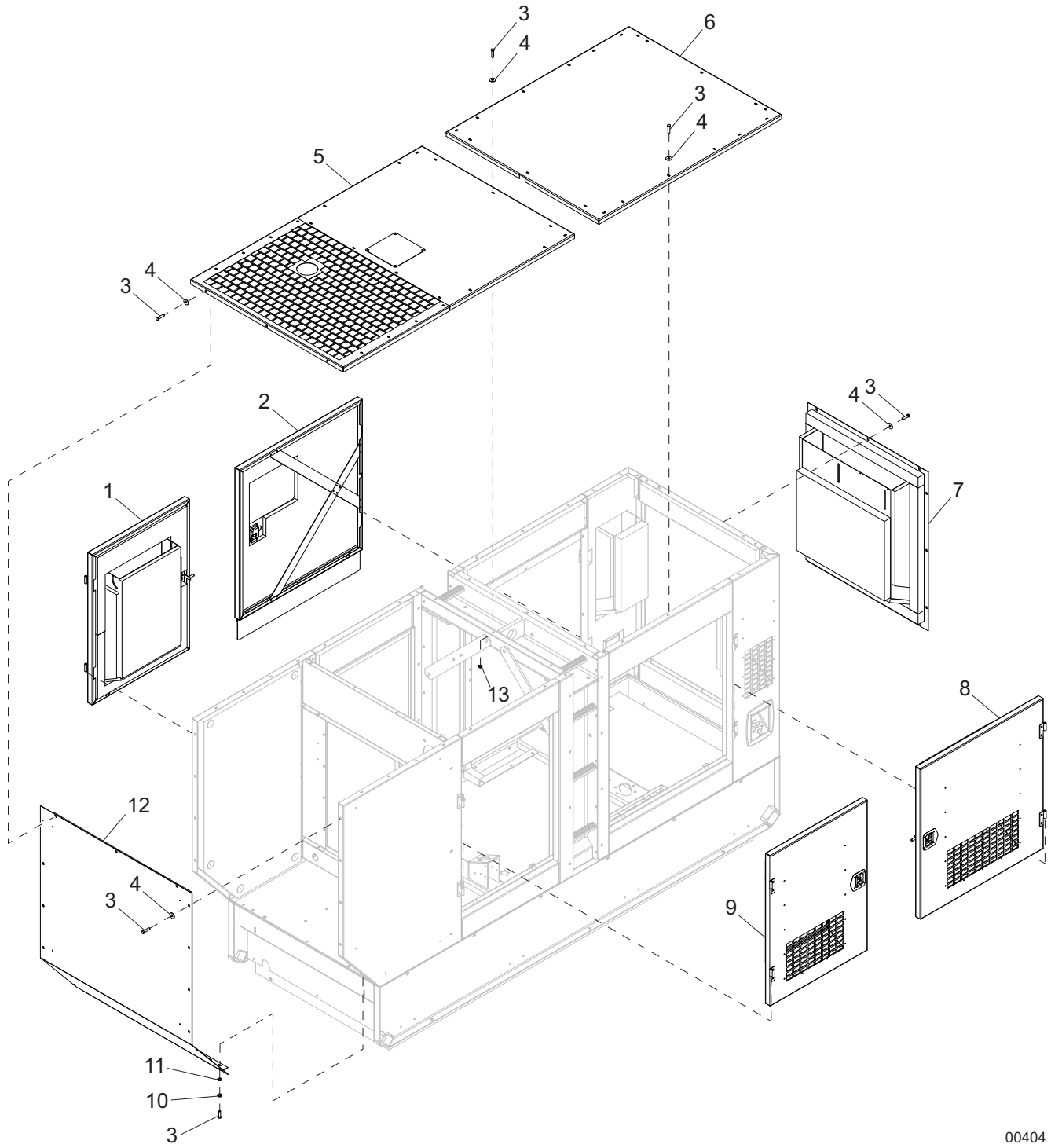


# UNIT DECALS - CONTROL BOX



**Note:** All safety and operating decals are located on decal sheet 33635, unless otherwise noted.

# DOORS, ROOF, FRONT AND REAR PANELS TO UNIT

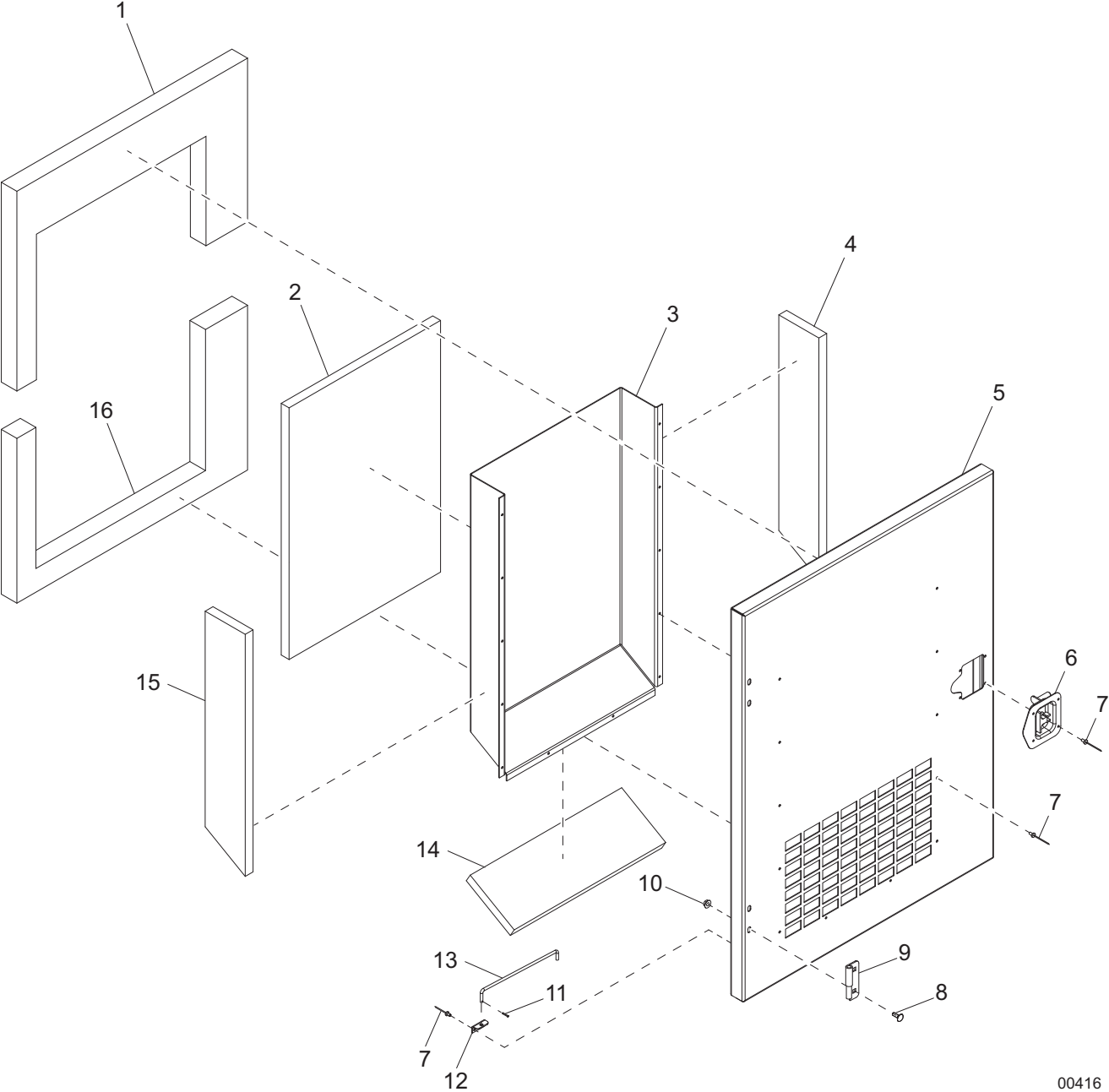


00404

## DOORS, ROOF, FRONT AND REAR PANELS TO UNIT

ITEM	PART NO.	QTY	DESCRIPTION	NOTES
1	<a href="#">Page 16</a>	1	Assembly, right front door	
2	<a href="#">Page 18</a>	1	Assembly, control door	
3	60507	67	Screw, .312-18x1.0 std hex, SS	
4	60452	64	Washer, .313 flat 1.125/1.0 bonded rubber, SS	
5	<a href="#">Page 20</a>	1	Assembly, front roof panel	
6	<a href="#">Page 20</a>	1	Assembly, rear roof panel	
7	<a href="#">Page 24</a>	1	Assembly, rear panel	
8	<a href="#">Page 14</a>	1	Assembly, left rear door	
9	<a href="#">Page 12</a>	1	Assembly, left front door	
10	60701	3	Washer, .312 split lock, SS	
11	60340	3	Washer, .312 flat, SS	
12	<a href="#">Page 22</a>	1	Assembly, front panel	
13	60095	6	Nut, .312-18 sflg	
--	50187	49.50 ft	Seal, door - D-shaped (.750)	For doors
--	50230	10.84 ft	Weatherstripping - .188x.500	For front roof panel
--	50197	28.64 ft	Weatherstripping - .06x1.00	For front & rear panels

LEFT FRONT DOOR ASSEMBLY

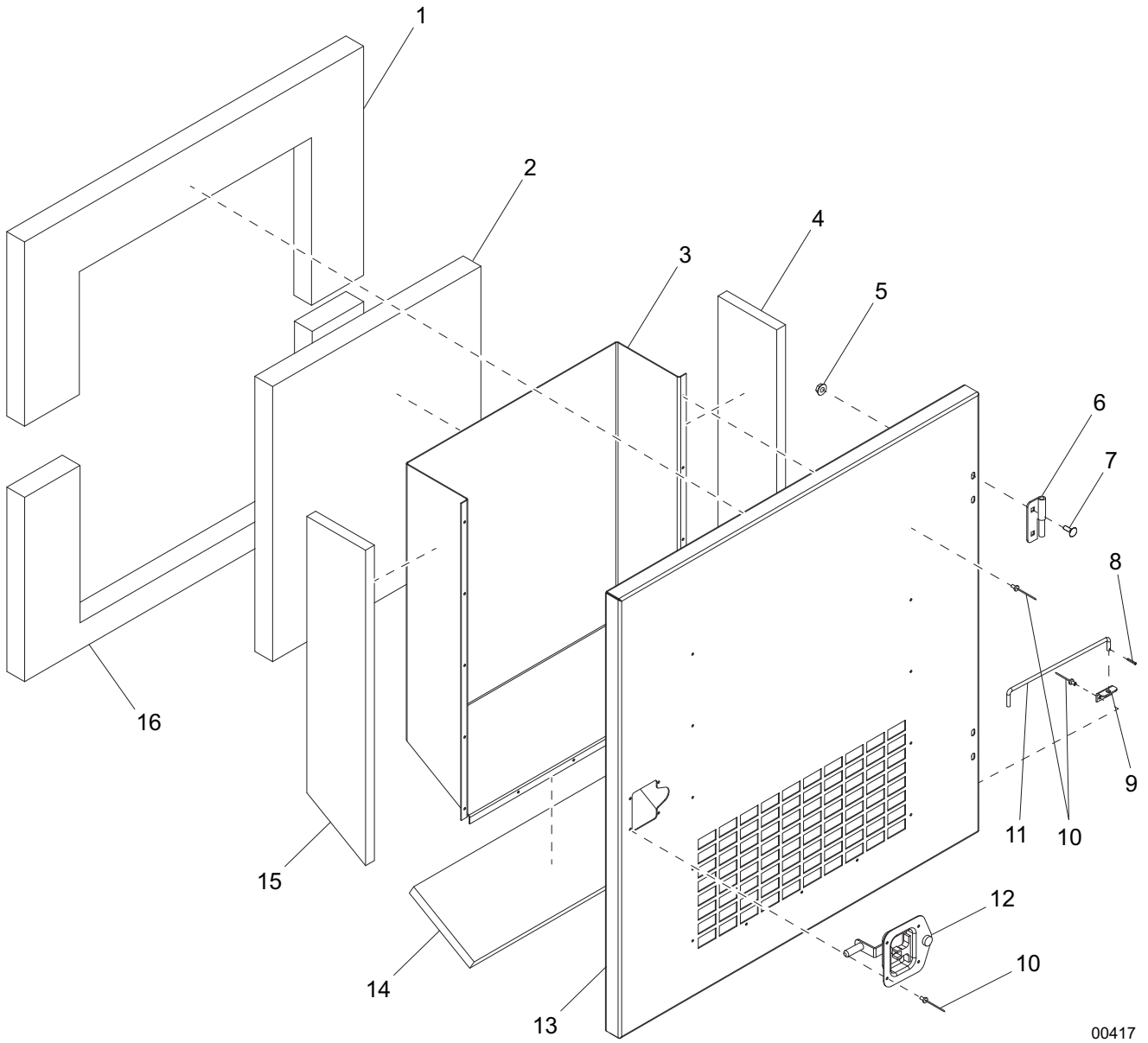


00416

## LEFT FRONT DOOR ASSEMBLY

ITEM	PART NO.	QTY	DESCRIPTION	NOTES
1	22193	1	Foam, left front door - upper	
2	22487	1	Foam, door duct - face	
3	26089W	1	Duct, left front door	
4	22485	1	Foam, door duct - left	
5	22160W	1	Door, left front	
6	22497	1	Latch, T-handle - left cw lock	
7	60268	18	Rivet, .188 dia. x .125 to .250 grip, SS	
8	61066	4	Screw, .312-18x1.0 carr sqr, SS	
9	18459	2	Hinge, right (male)	
10	60095	4	Nut, .312-18 sflg	
11	60048	1	Pin, roll .125x.625	
12	20916Z	1	Bracket, prop rod	
13	18900ZC	1	Rod, door prop	
14	22488	1	Foam, door duct - lower	
15	22486	1	Foam, door duct - right	
16	22194	1	Foam, left front door - lower	
--	26090	1	Assembly, left front door	Items 1 - 16

# LEFT REAR DOOR ASSEMBLY

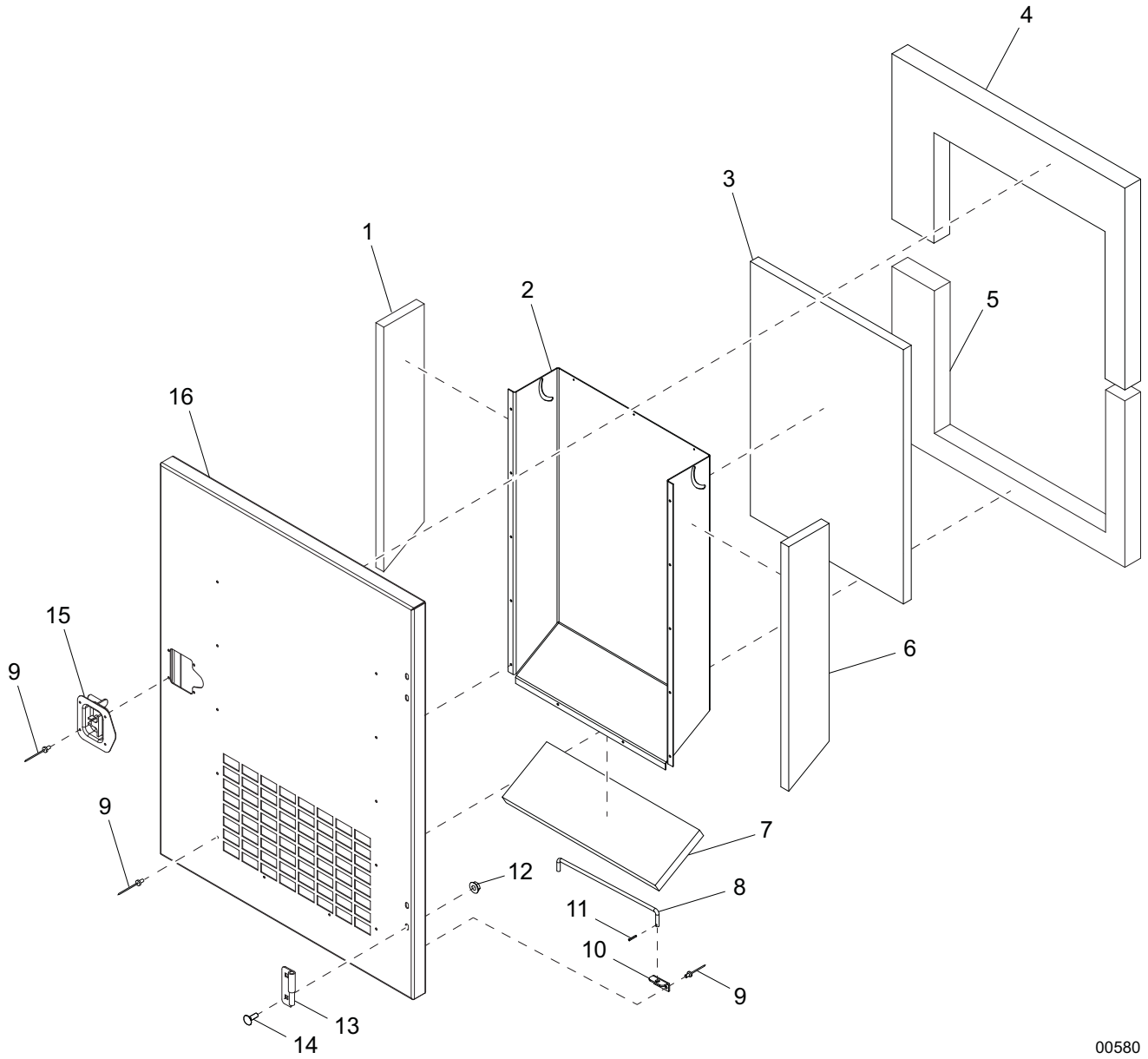


00417

## LEFT REAR DOOR ASSEMBLY

ITEM	PART NO.	QTY	DESCRIPTION	NOTES
1	22195	1	Foam, left rear door - upper	
2	22585	1	Foam, door duct - face	
3	22169W	1	Duct, rear door	
4	22190	1	Foam, door duct - left	
5	60095	4	Nut, .312-18 sflg	
6	18461	2	Hinge, left (male)	
7	61066	4	Screw, .312-18x1.0 carr sqr, SS	
8	60048	1	Pin, roll .125x.625	
9	20916Z	1	Bracket, prop rod	
10	60268	19	Rivet, .188 dia. x .126 to .250 grip, SS	
11	18900ZC	1	Rod, door prop	
12	22498	1	Latch, T-handle - right ccw lock	
13	22161W	1	Door, left rear	
14	22198	1	Foam, door duct - lower	
15	22189	1	Foam, door duct - right	
16	22196	1	Foam, left rear door - lower	
--	22166	1	Assembly, left rear door	Items 1 - 16

# RIGHT FRONT DOOR ASSEMBLY



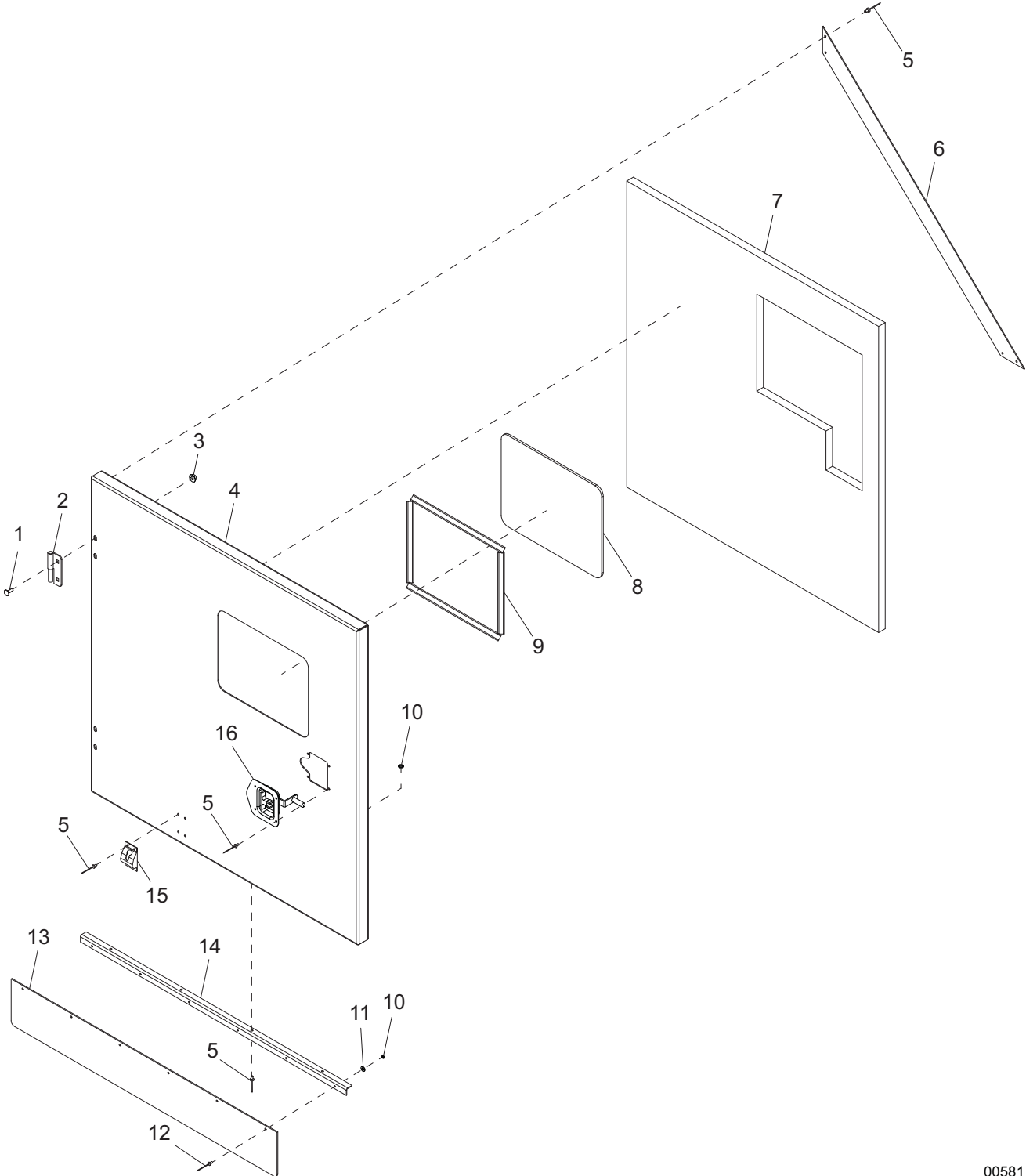
00580



## RIGHT FRONT DOOR ASSEMBLY

ITEM	PART NO.	QTY	DESCRIPTION	NOTES
1	22486	1	Foam, door duct - right	
2	22484W	1	Duct, front door	
3	22487	1	Foam, door duct - face	
4	22191	1	Foam, right front door - upper	
5	22192	1	Foam, right front door - lower	
6	22485	1	Foam, door duct - left	
7	22488	1	Foam, door duct - lower	
8	18900ZC	1	Rod, door prop	
9	60268	18	Rivet, .188 dia. x .126 to .250 grip, SS	
10	20916Z	1	Bracket, prop rod	
11	60048	1	Pin, roll .125x.625	
12	60095	4	Nut, .312-18 sflg	
13	18461	2	Hinge, left (male)	
14	61066	4	Screw, .312-18x1.0 carr sqr, SS	
15	22498	1	Latch, T-handle - right ccw lock	
16	22159W	1	Door, right front	
--	24997	1	Assembly, right front door	Items 1 - 16

**CONTROL DOOR ASSEMBLY**

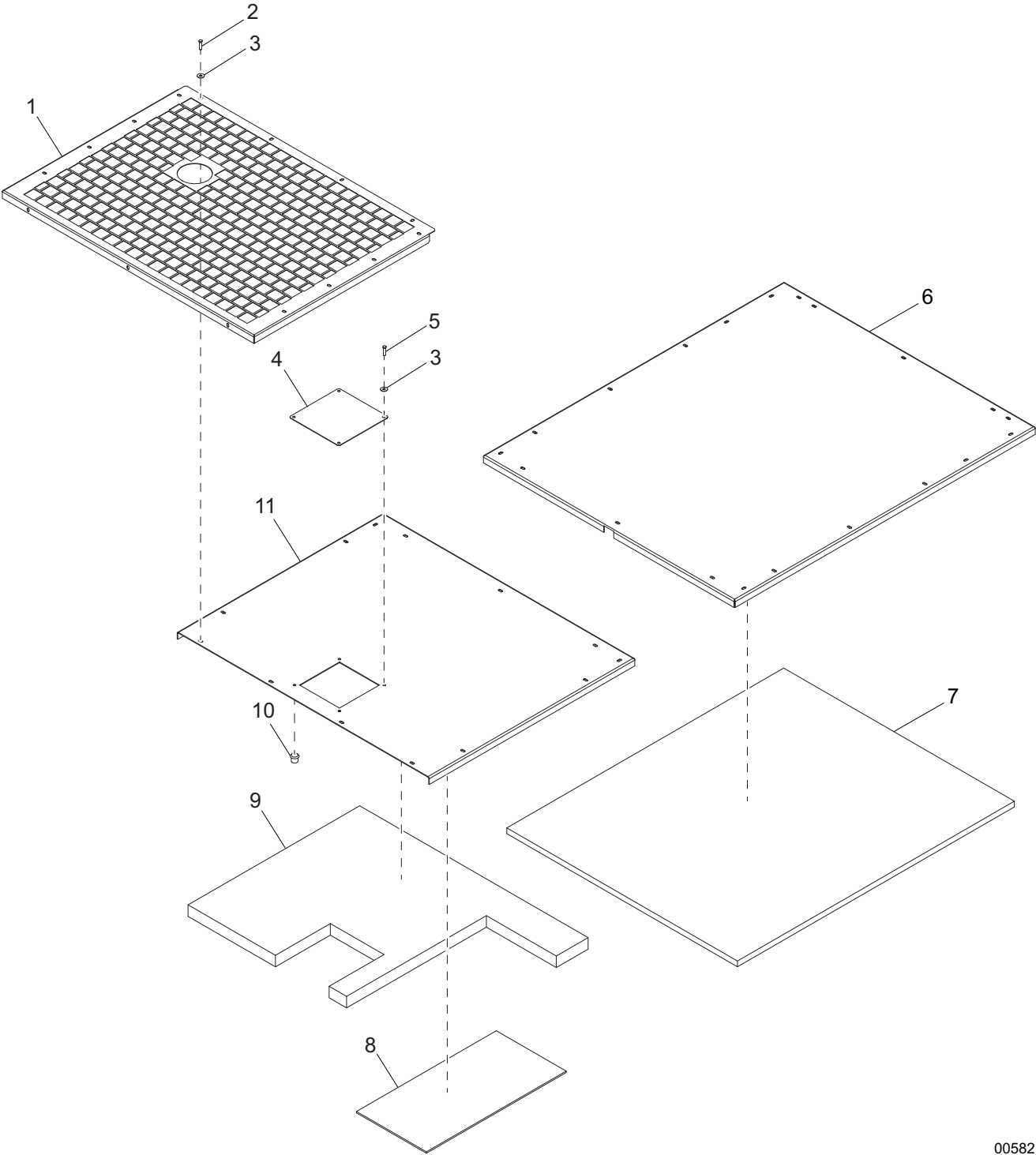


00581

## CONTROL DOOR ASSEMBLY

ITEM	PART NO.	QTY	DESCRIPTION	NOTES
1	61066	4	Screw, .312-18x1.0 carr sqr, SS	
2	18459	2	Hinge, right (male)	
3	60095	4	Nut, .312-18 sflg	
4	33563W	1	Door, control	
5	60268	16	Rivet, .188 dia. x .126 to .250 grip, SS	
6	33564B	1	Brace, control door	
7	33565	1	Foam, control door	
8	33642	1	Window, control door - UV	
9	50192	4.58 ft	Tape, .500 in. double-sided, type VHB	
10	60067	10	Washer, #10 flat .435/.060, SS	
11	60696	6	Washer, .250 flat .625/.050, SS	
12	60260	6	Rivet, .188 dia. x .375 to .500 grip, SS	
13	22171	1	Flap, control door	
14	22170B	1	Bracket, door flap	
15	62225	1	Latch, door - stainless cable w/ball	
16	22497	1	Latch, T-handle - left cw lock	
--	33566	1	Assembly, control door	Items 1 - 16

ROOF ASSEMBLY

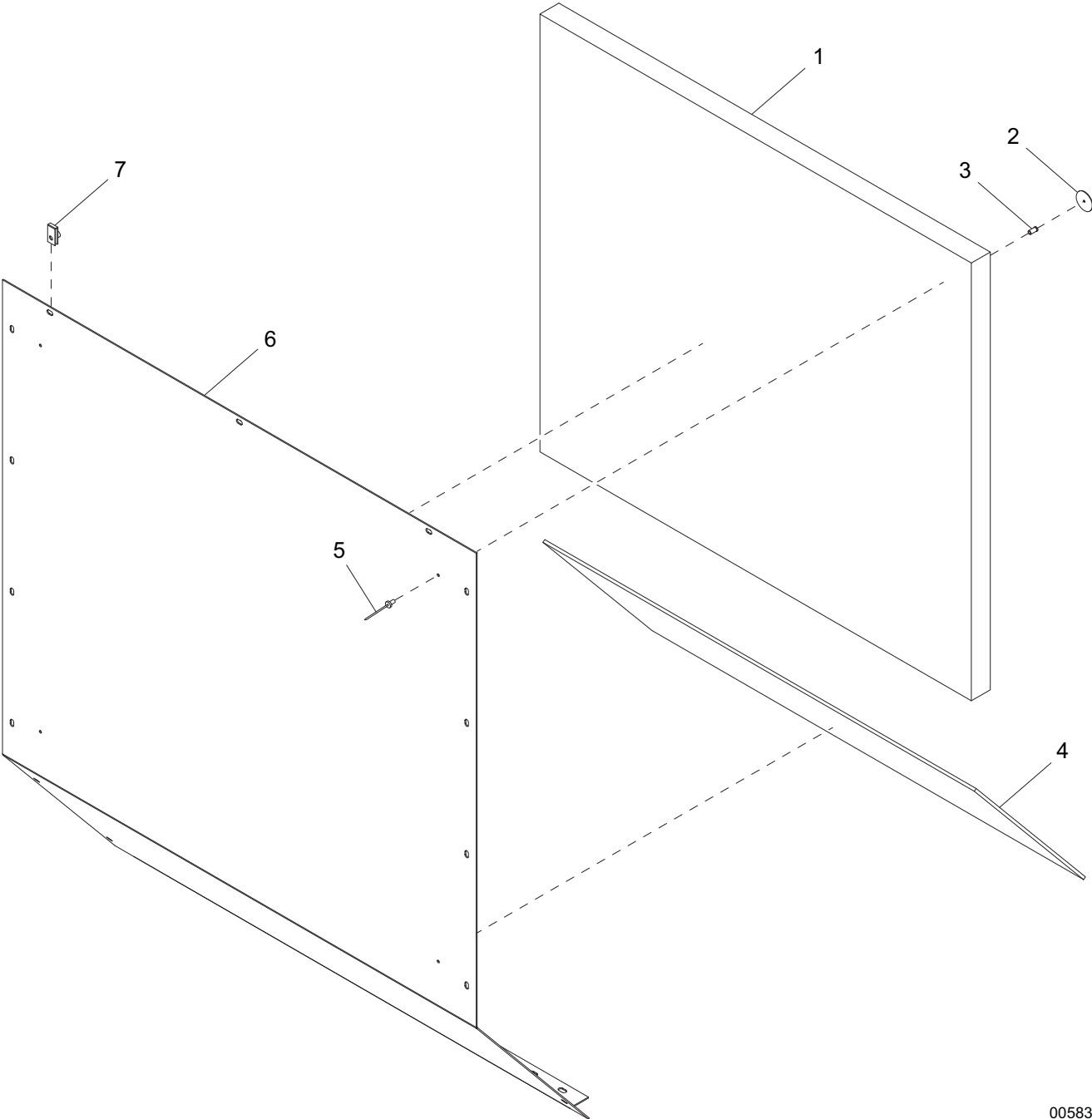


00582

## ROOF ASSEMBLY

ITEM	PART NO.	QTY	DESCRIPTION	NOTES
1	29911B	1	Panel, roof insert	
2	60507	4	Screw, .312-18x1.0 std hex, SS	
3	60452	8	Washer, .313 flat 1.125/1.0 bonded rubber, SS	
4	25053W	1	Panel, access	
5	61195	4	Screw, .250-20x.750 std hex, SS	
6	29909W	1	Panel, rear roof	
7	29920	1	Foam, rear roof	
8	23982	1	Insulation, ceramic roof	
9	22174	1	Foam, front roof	
10	62132	4	Insert, thrd .250-20 splined .027-.165 grip	
11	29910W	1	Panel, front roof	
--	29905	1	Assembly, front roof	Items 1 - 5 & 8 - 10
--	29904	1	Assembly, rear roof	Items 6 - 7

FRONT PANEL ASSEMBLY

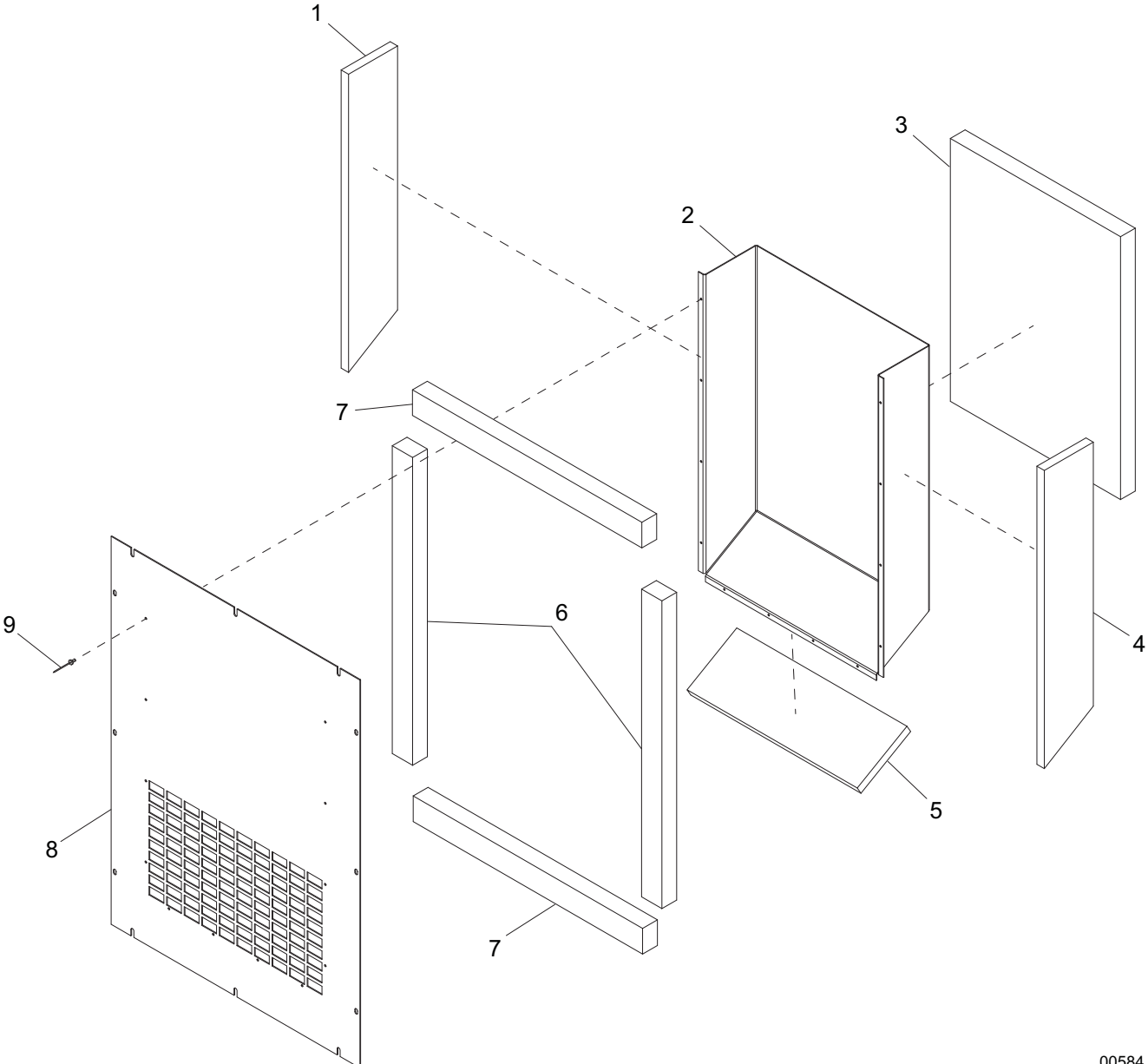


00583

## FRONT PANEL ASSEMBLY

ITEM	PART NO.	QTY	DESCRIPTION	NOTES
1	29936	1	Foam, front - top	
2	30847	4	Retainer, foam - .188 hole	
3	32251	4	Spacer, steel - .195 IDx.312 ODx.685 long	
4	29937	1	Foam, front - lower	
5	61155	4	Rivet, .188 dia. x .438-.750 grip	
6	29768W	1	Panel, front	
7	60505	3	Nut, .312-18 U-clip - long type	
--	29903	1	Assembly, front panel	Items 1 - 7

# REAR PANEL ASSEMBLY



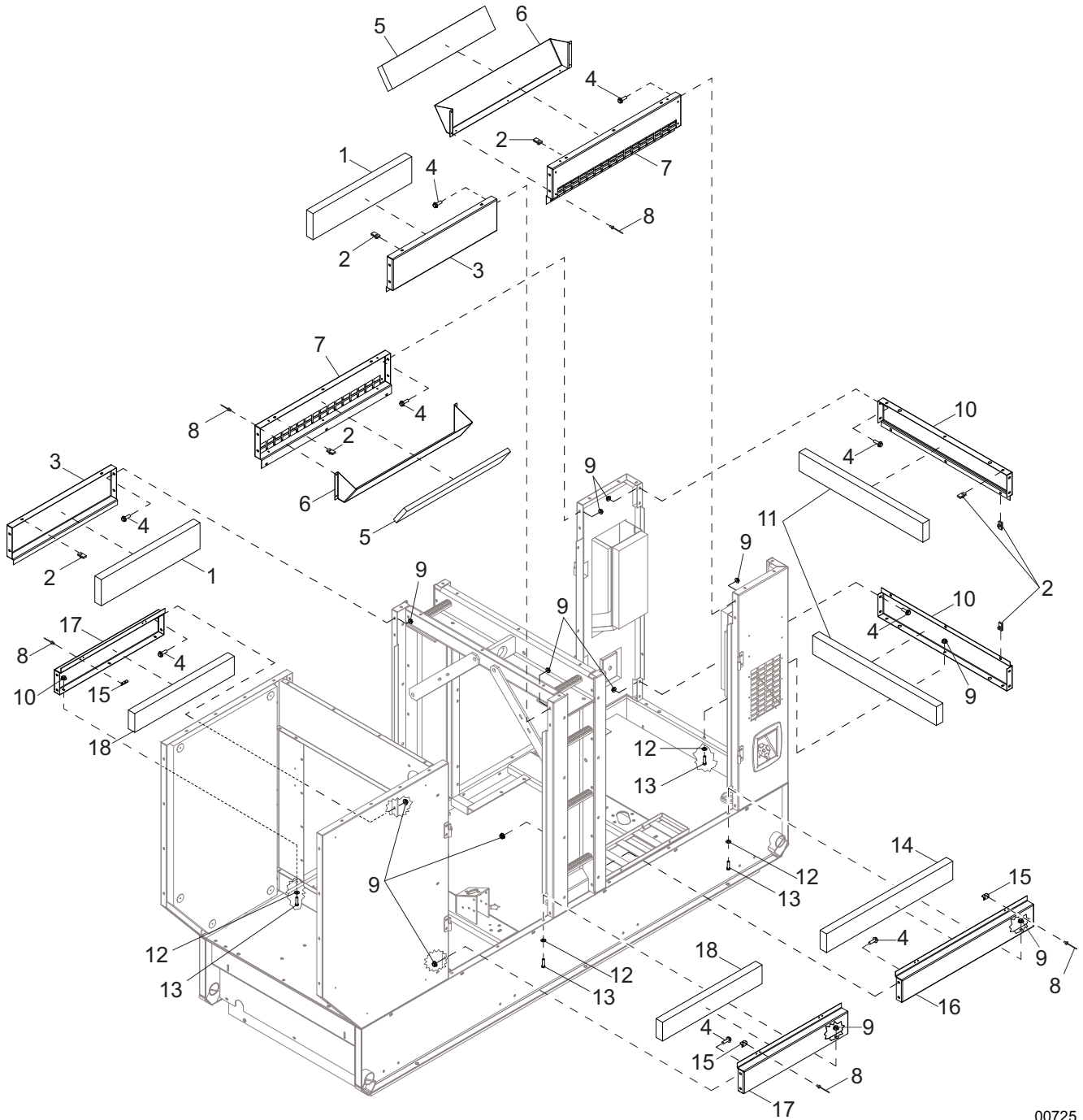
00584



## REAR PANEL ASSEMBLY

ITEM	PART NO.	QTY	DESCRIPTION	NOTES
1	21965	1	Foam, rear duct - right	
2	22138W	1	Duct, rear	
3	22184	1	Foam, rear duct - face	
4	21966	1	Foam, rear duct - left	
5	22185	1	Foam, rear duct - lower	
6	21989	2	Foam, rear panel - long	
7	22186	2	Foam, rear panel - short	
8	22066W	1	Panel, rear	
9	60268	12	Rivet, .188 dia. x .126 to .250 grip, SS	
--	22144	1	Assembly, rear panel	Items 1 - 9

# END AND SIDE PANELS TO UNIT

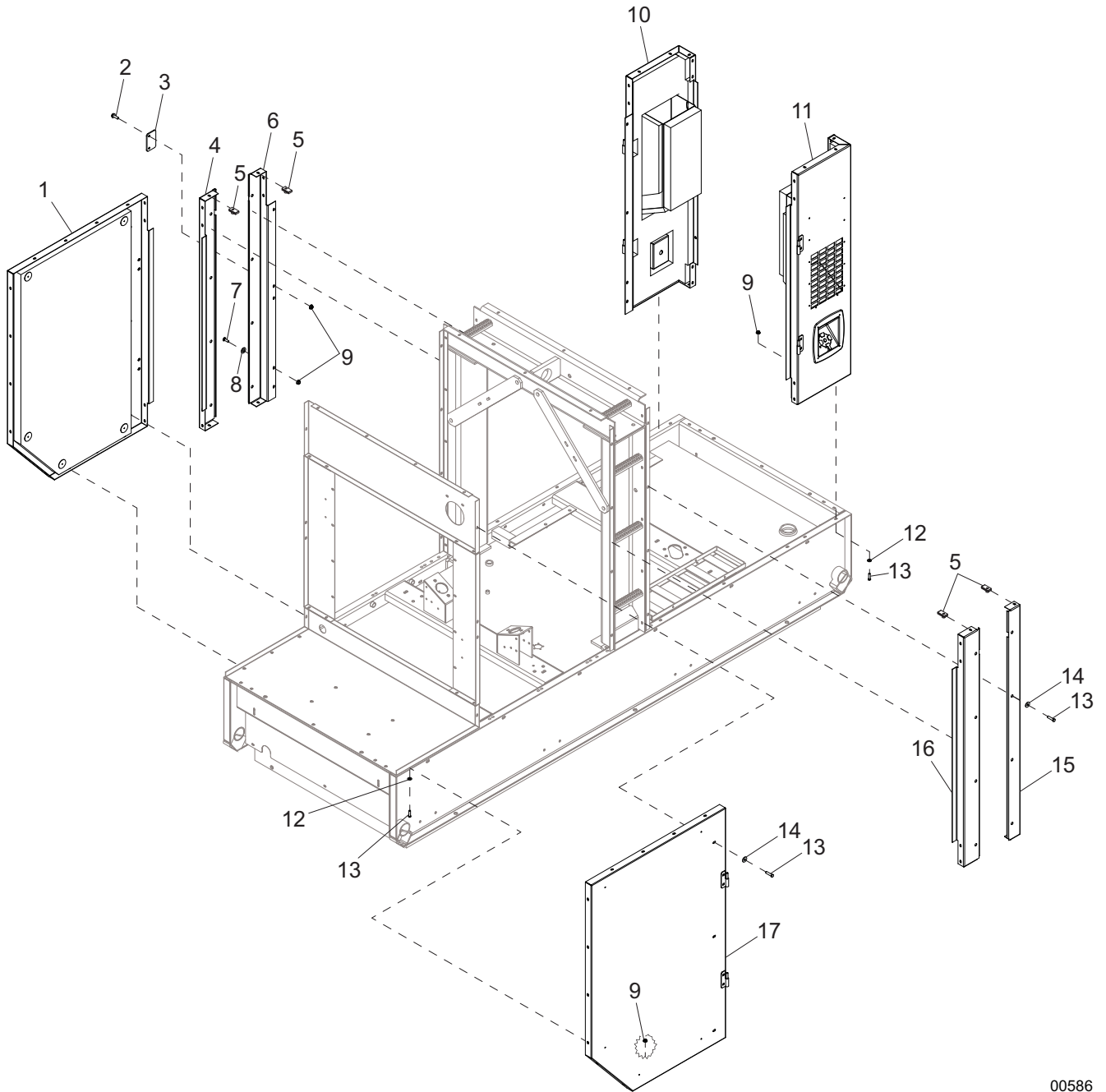


00725

## END AND SIDE PANELS TO UNIT

ITEM	PART NO.	QTY	DESCRIPTION	NOTES
1	22179	2	Foam, front upper	
2	60505	19	Nut, .312-18 U-clip - long type	
3	22133W	2	Panel, front upper	
4	61091	36	Screw, .312-18x1.0 sflg hex, G5	
5	32436	2	Foam, upper duct	
6	32345W	2	Duct, upper	
7	32365W	2	Panel, rear upper	
8	60268	20	Rivet, .188 dia. x .126 to .250 grip, SS	
9	60095	48	Nut, .312-18 sflg	
10	22064W	2	Panel, end	
11	22178	2	Foam, end panel	
12	60340	12	Washer, .312 flat .875/.040, SS	
13	60507	12	Screw, .312-18x1.0 std hex, SS	
14	22182	1	Foam, rear lower	
15	20916Z	3	Bracket, prop rod	
16	22137W	1	Panel, rear lower	
17	22134W	2	Panel, front lower	
18	22180	2	Foam, front lower	
--	22088	2	Assembly, end panel	Items 2, 10 & 11
--	22139	2	Assembly, front upper panel	Items 1, 2 & 3
--	22140	2	Assembly, front lower panel	Items 8, 15, 17 & 18
--	32958	2	Assembly, rear upper panel	Items 2, 5, 6, 7 & 8
--	22143	1	Assembly, rear lower panel	Items 8, 14, 15 & 16

# CENTER AND CORNER PANELS TO UNIT

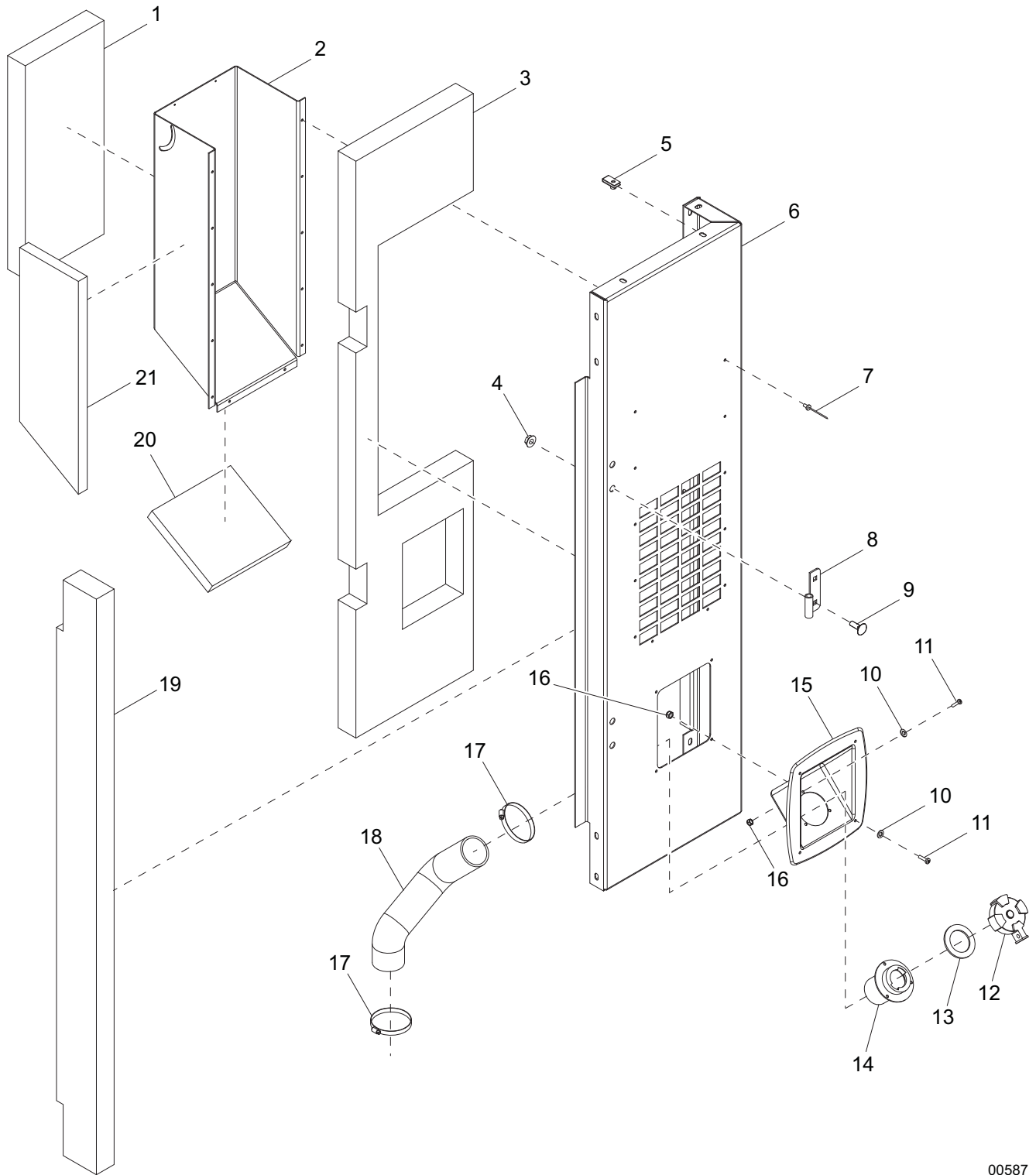


00586

## CENTER AND CORNER PANELS TO UNIT

ITEM	PART NO.	QTY	DESCRIPTION	NOTES
1	<a href="#">Page 36</a>	1	Assembly, right front panel	
2	61091	2	Screw, .312-18 sflg hex, G5	
3	26165B	1	Plate, door latch	
4	29900W	1	Panel, right front center	
5	60505	4	Nut, .312-18 U-clip - long type	
6	29899W	1	Panel, right rear center	
7	60654	3	Screw, .312-18x1.0 button hex, SS	
8	60698	3	Washer, .375 flat .875/.040, SS	
9	60095	17	Nut, .312-18 sflg	
10	<a href="#">Page 32</a>	1	Assembly, right rear corner panel	
11	<a href="#">Page 30</a>	1	Assembly, left rear corner panel	
12	60340	12	Washer, .312 flat .875/.040, SS	
13	60507	34	Screw, .312-18x1.0 std hex, SS	
14	60452	22	Washer, .313 flat 1.125/1.0 bonded rubber, SS	
15	29902W	1	Panel, left rear center	
16	29901W	1	Panel, left front center	
17	<a href="#">Page 34</a>	1	Assembly, left front panel	

# LEFT REAR CORNER ASSEMBLY

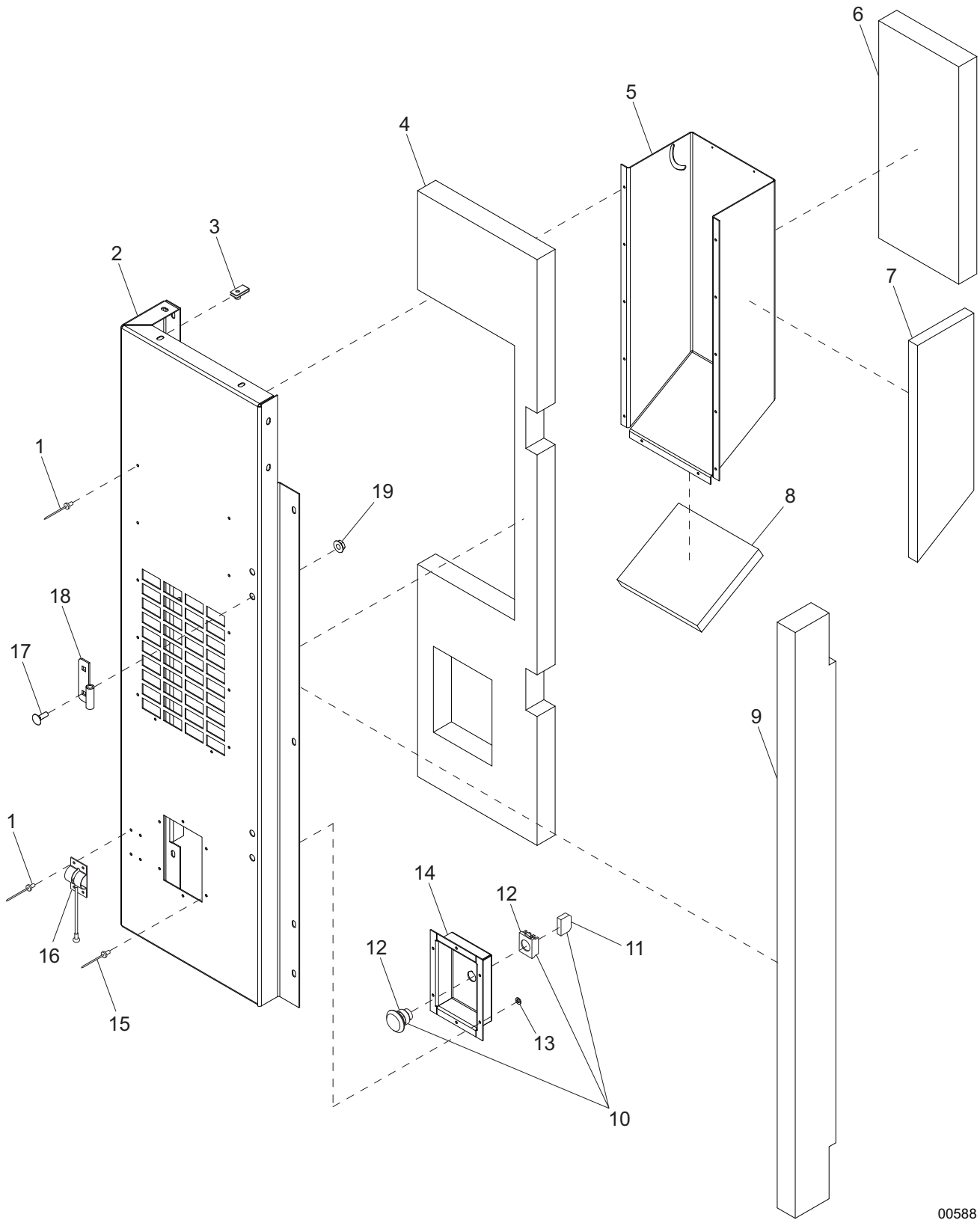


00587

## LEFT REAR CORNER ASSEMBLY

ITEM	PART NO.	QTY	DESCRIPTION	NOTES
1	21968	1	Foam, duct - face	
2	21871W	1	Duct, side air	
3	22176	1	Foam, left rear corner	
4	60095	4	Nut, .312-18 sflg	
5	60505	6	Nut, .312-18 U-clip - long type	
6	22062W	1	Panel, left rear corner	
7	60268	12	Rivet, .188 dia. x .126 to .250 grip, SS	
8	18460	2	Hinge, left (female)	
9	61066	4	Screw, .312-18x1.0 carr sqr, SS	
10	60067	7	Washer, #10 flat .435/.060, SS	
11	60529	7	Screw, 10-24x.625 pan phil, SS	
12	18648	1	Cap, fuel fill with gasket	
13	19238	1	Gasket, fuel fill	
14	18666B	1	Weldment, filler tube & flange - 2.25 in	
15	18506	1	Port, fuel fill	
16	60530	7	Nut, 10-24 nylock, SS	
--	18719	1	Assembly, fuel fill port	Items 10 - 16
17	19336	2	Clamp, hose - SAE 044 (2.31-3.25)	
18	18301	1	Hose, fuel fill	
19	21963	1	Foam, corner	
20	21969	1	Foam, duct - lower	
21	21970	1	Foam, duct - right	
--	22086	1	Assembly, left rear corner	Items 1 - 21

# RIGHT REAR CORNER ASSEMBLY



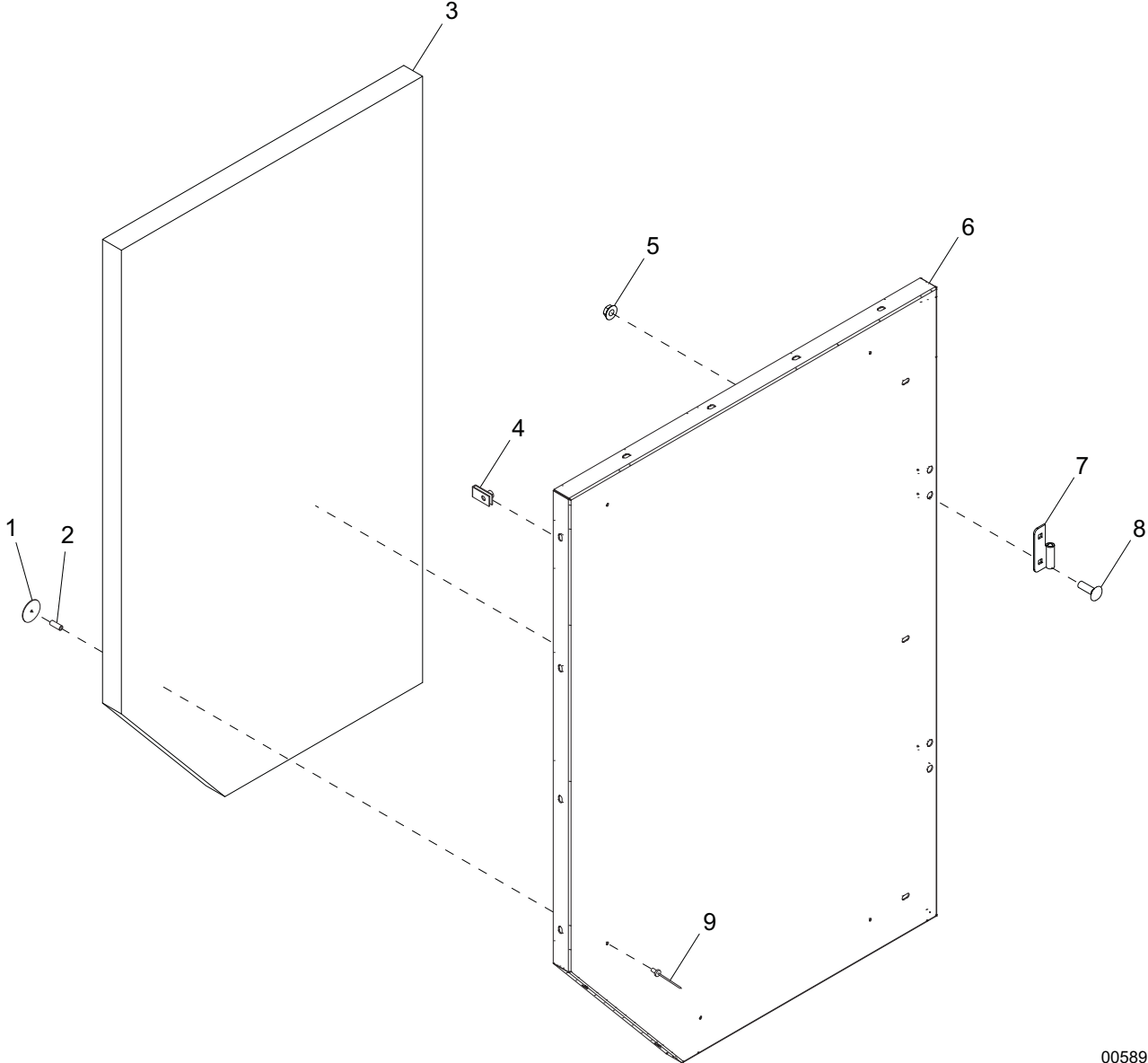
00588



## RIGHT REAR CORNER ASSEMBLY

ITEM	PART NO.	QTY	DESCRIPTION	NOTES
1	60268	16	Rivet, .188 dia. x .126 to .250 grip, SS	
2	22063W	1	Panel, right rear corner	
3	60505	6	Nut, .312-18 U-clip - long type	
4	22177	1	Foam, right rear corner	
5	21871W	1	Duct, side air	
6	21968	1	Foam, duct - face	
7	21971	1	Foam, duct - left	
8	21969	1	Foam, duct - lower	
9	21963	1	Foam, corner	
10	12667	1	Switch, E-stop, 1NC contactor	Items 11 - 12
11	65580	1	Block, E-stop contactor - NC	
12	65470	1	Switch, E-stop operator	
13	60067	6	Washer, #10 flat .435/.060, SS	
14	30645	1	Panel, emergency stop	
15	60260	6	Rivet, .188 dia. x .375 to .500 grip, SS	
16	62225	1	Latch, door - stainless cable w/ ball	
17	61066	4	Screw, .312-18x1.0 carr sqr, SS	
18	18462	2	Hinge, right (female)	
19	60095	4	Nut, .312-18 sflg	
--	22087	1	Assembly, right rear corner	Items 1 - 9, 13 - 15, & 17 - 19

LEFT FRONT PANEL ASSEMBLY

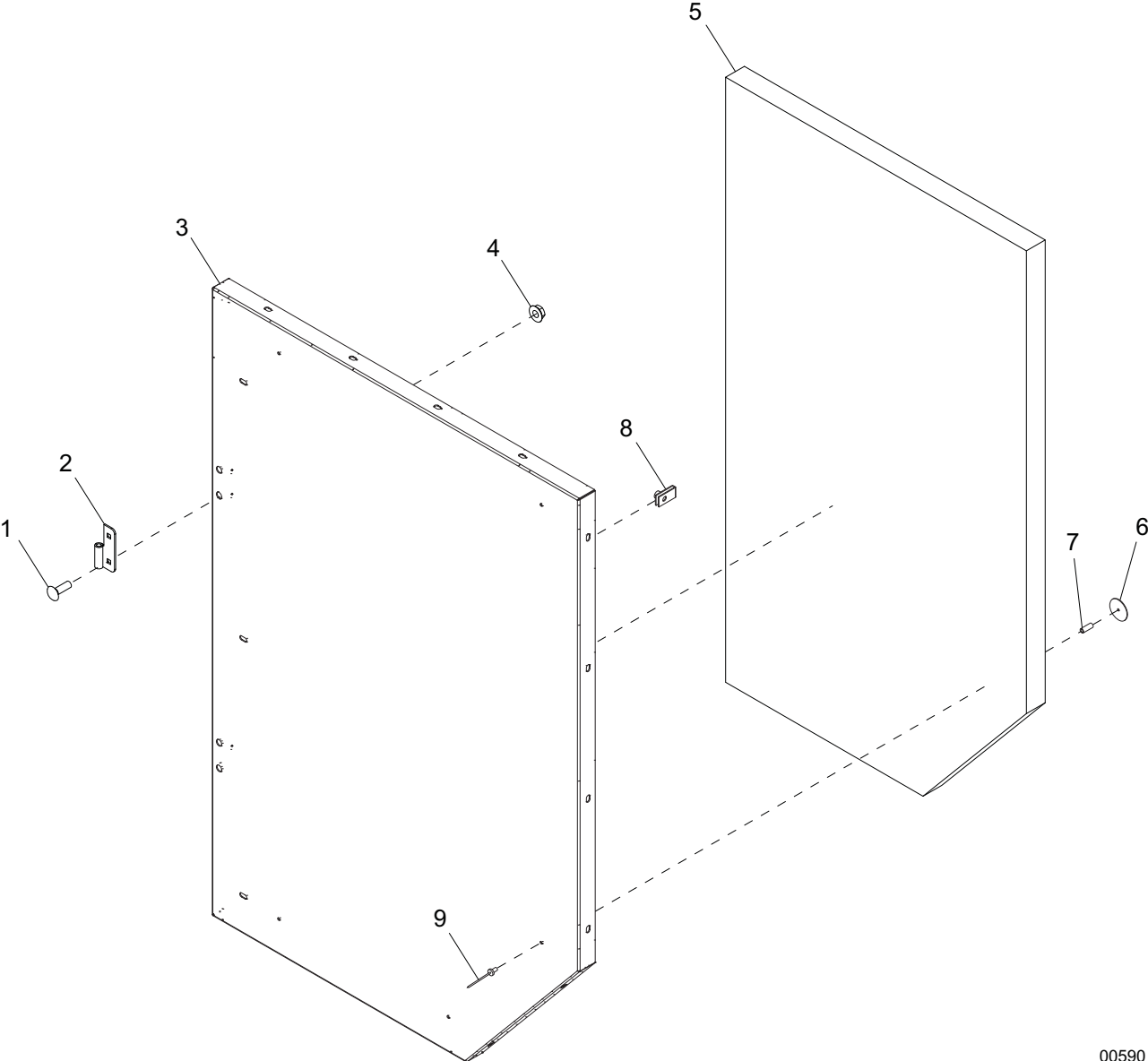


00589

## LEFT FRONT PANEL ASSEMBLY

ITEM	PART NO.	QTY	DESCRIPTION	NOTES
1	30847	5	Retainer, foam - .188 hole	
2	32251	5	Spacer, steel - .195 IDx.312 ODx.685 lg	
3	29931	1	Foam, left front	
4	60505	10	Nut, .312-18 U-clip - long type	
5	60095	4	Nut, .312-18 sflg	
6	29699W	1	Panel, left front	
7	18462	2	Hinge, right (female)	
8	61066	4	Screw, .312-18x1.0 carr sqr, SS	
9	61155	5	Rivet, .188 dia. x .438-.750 grip	
--	29890	1	Assembly, left front panel	Items 1 - 9

**RIGHT FRONT PANEL ASSEMBLY**

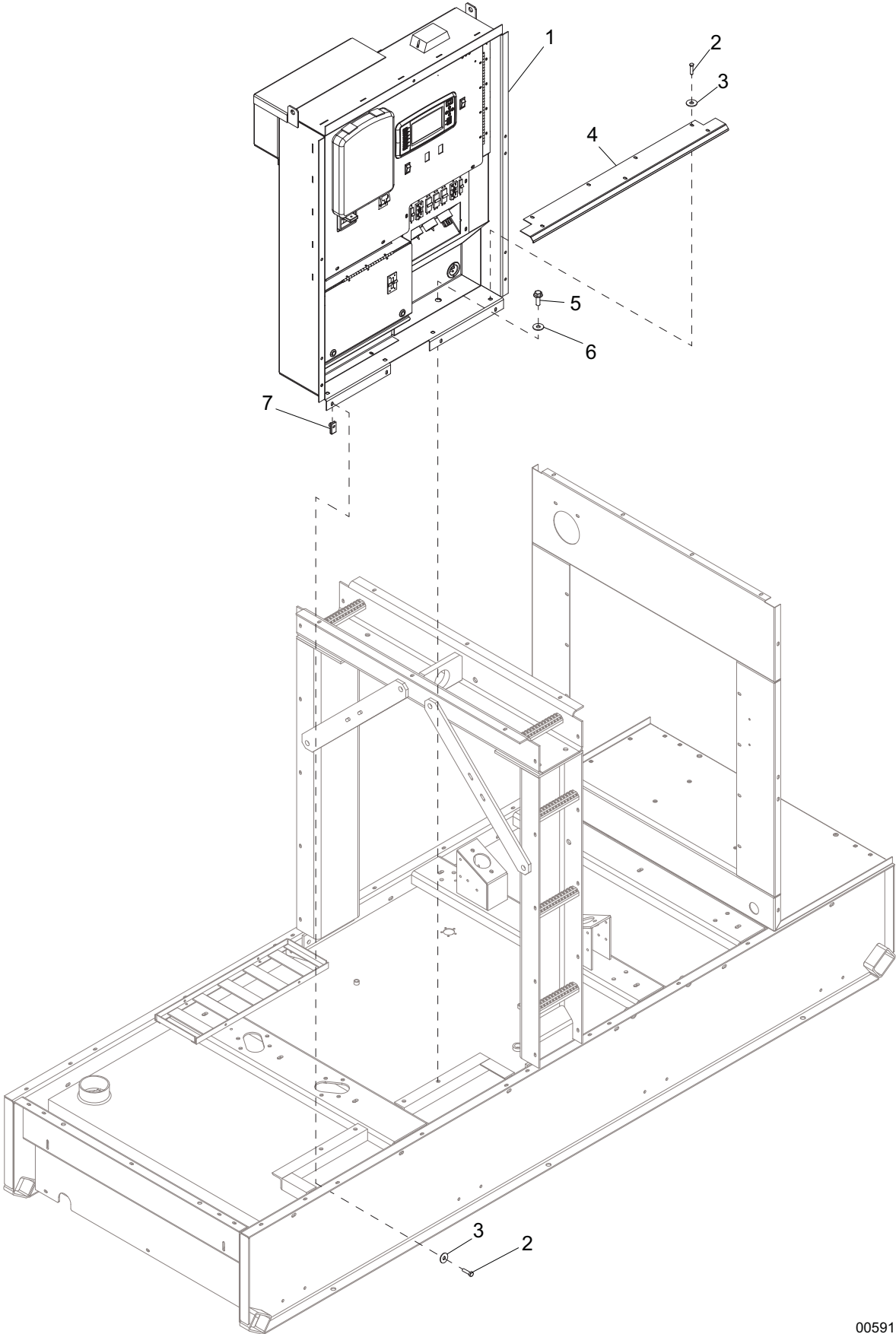


00590

## RIGHT FRONT PANEL ASSEMBLY

ITEM	PART NO.	QTY	DESCRIPTION	NOTES
1	61066	4	Screw, .312-18x1.0 carr sqr, SS	
2	18460	2	Hinge, left (female)	
3	29700W	1	Panel, right front	
4	60095	4	Nut, .312-18 sflg	
5	29930	1	Foam, right front	
6	30847	5	Retainer, foam - .188 hole	
7	32251	5	Spacer, steel - .195 IDx.312 ODx.685 lg	
8	60505	10	Nut, .312-18 U-clip - long type	
9	61155	5	Rivet, .188 dia. x .438-.750 grip	
--	29889	1	Assembly, right front panel	Items 1 - 9

CONTROL BOX TO UNIT

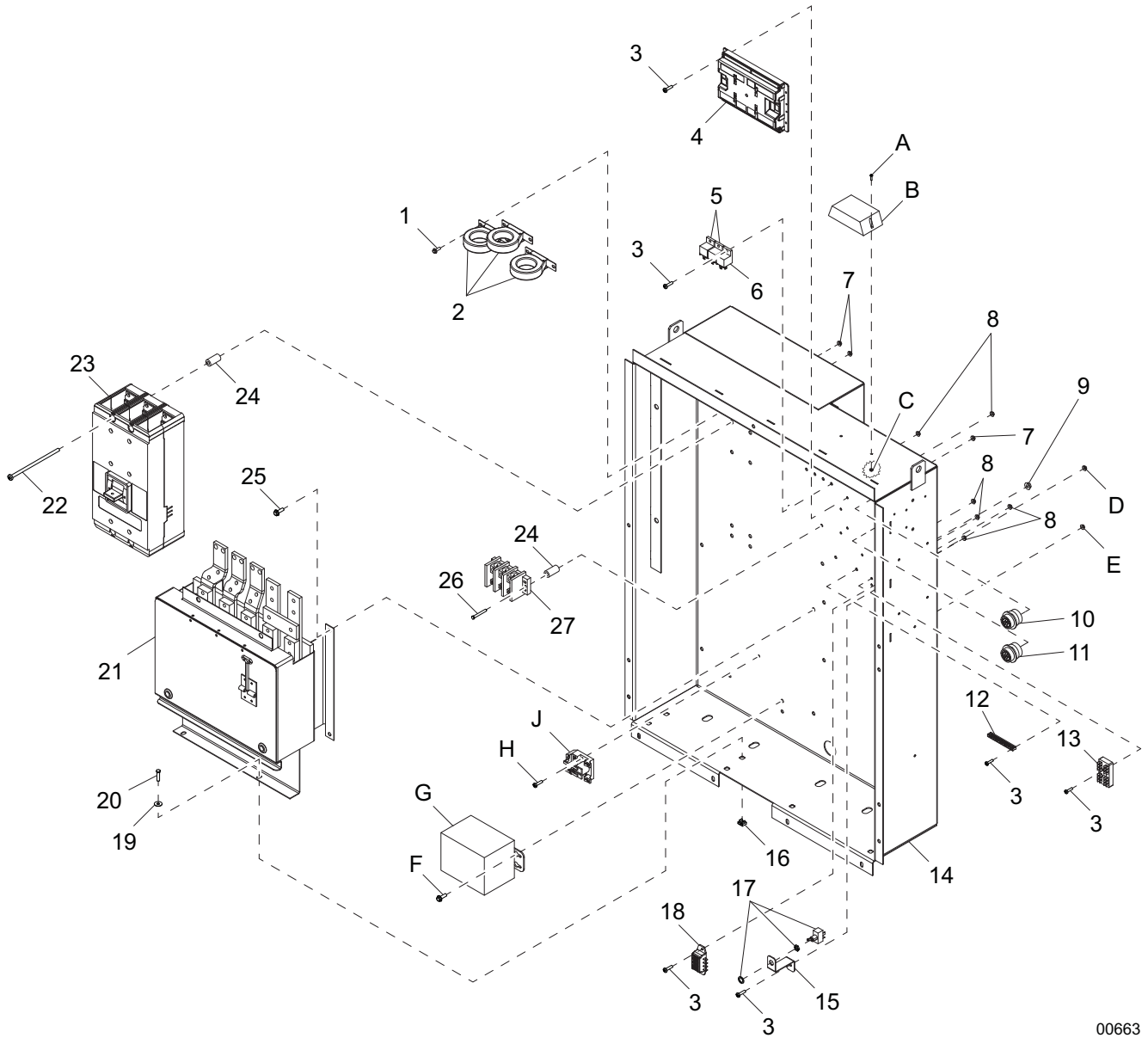


00591

## CONTROL BOX TO UNIT

ITEM	PART NO.	QTY	DESCRIPTION	NOTES
1	<i>Page 40</i>	1	Assembly, control box	
2	60507	11	Screw, .312-18x1.0 std hex, SS	
3	60452	11	Washer, .313 flat 1.125/1.0 bonded rubber, SS	
4	28582B	1	Panel, cable guard	
5	60018	4	Screw, M10-1.50x20 sflg hex, class 90	
6	60729	4	Washer, .375 fender 1.50/.090	
7	60505	4	Nut, .312-18 U-clip - long type	

# CONTROL BOX ASSEMBLY (1 OF 2)



00663



## CONTROL BOX ASSEMBLY (1 OF 2)

ITEM	PART NO.	QTY	DESCRIPTION	NOTES
1	60175	6	Screw, .250-20x.500 sflg hex, G5	
2	65444	3	Transformer, current (800:5A)	
3	60062	14	Screw, 10-32x.750 pan phil, G2	
4	67952	1	Controller, programmed - eng/gen	
5	65049	2	Relay, 12V, 30/40A NO w/diode	
6	66455	1	Relay, 12V, 70A NC/80A NO w/diode	
7	60161	12	Nut, .250-20 sflg, G5	
8	61045	14	Nut, 10-32 sflg	
9	60145	4	Nut, .375-16 sflg, G5	
10	65309	1	Connector, Deutsch 21 pos. receptacle	
11	28704	1	Connector, Deutsch 31 pos. receptacle	
12	14204	1	Kit, ground bar	
13	66992	1	Block, terminal - 4x6 push-on	
14	33342B	1	Weldment, control box	
15	32734ZY	1	Bracket, ECU power switch	
16	15425	6	Nut, .312-18 cage	
17	25077	1	Switch, toggle - SPST 20A VAC	
18	66991	1	Holder, fuse - 4 bank, ATO/ATC push-on	
19	60452	2	Washer, .313 flat 1.25/1.0 bonded rubber, SS	
20	60507	2	Screw, .312-18x1.0 std hex, SS	
21	<a href="#">Page 46</a>	1	Assembly, lug box	
22	60371	4	Screw, .250-20x3.0 pan phil, G5	
23	65355	1	Breaker, 800A, 3-pole, 12-24V	
24	28581B	6	Spacer, breaker - 1.5 in. long	
25	60517	4	Screw, .375-16x1.0 sflg hex	
26	60259	2	Screw, .250-20x2.50 std hex, G5	
27	65356	1	Block, terminal - 3-pole, Bussman	
--	65417	2	Washer, lock Deutsch HDP series	
--	65416	2	Nut, Deutsch HDP series	
--	67038	1	Harness, control box	Includes items 5, 6, 10 - 13, 15, 17, & 18

### OPTIONAL FEATURES

#### *Battery Charger:*

A	60062	2	Screw, 10-32x.750 pan phil, G2
B	65326	1	Charger, battery - 2A, 3 stage, 1 output
C	61045	2	Nut, 10-32 sflg

#### *Buck Transformer:*

D	61045	2	Nut, 10-32 sflg
E	60145	3	Nut, .375-16 sflg, G5
F	60517	3	Screw, .375-16x1.0 sflg hex
G	21487	1	Transformer, 1.13:1, 1-phase, 500VA
H	60396	2	Screw, 10-32x1.25 pan phil, G2
J	65461	1	Relay, 30A DPDT 120VAC power
--	67081	1	Wire group, buck transformer

#### *Extended Run Tank:*

--	34479	1	Controller, programmed - eng/gen
----	-------	---	----------------------------------

#### *Super Start Generator:*

--	34480	1	Controller, programmed - eng/gen
----	-------	---	----------------------------------

#### *Super Start Generator with Extended Run Tank:*

--	34481	1	Controller, programmed - eng/gen
----	-------	---	----------------------------------



## CONTROL BOX ASSEMBLY (2 OF 2)

ITEM	PART NO.	QTY	DESCRIPTION	NOTES
1	60505	11	Nut, .312-18 U-clip - long type	
2	61045	6	Nut, 10-32 sflg	
3	60145	2	Nut, .375-16 sflg, G5	
4	60161	5	Nut, .250-20 sflg, G5	
5	36364	1	Regulator, voltage - PM500	
6	60062	2	Screw, 10-32x.750 pan phil, G2	
7	34674B	1	Bracket, PM500	
8	33582W	1	Panel, without cam lock	
9	<a href="#">Page 52</a>	1	Assembly, receptacle panel	
10	60507	13	Screw, .312-18x1.0 std hex, SS	
11	60452	13	Washer, .313 flat 1.25/1.0 bonded rubber, SS	
12	60175	5	Screw, .250-20x.500 sflg hex, G5	
13	62165	1	Stud, .375-16x1.50, SS	
14	60398	4	Screw, 10-32x.500 pan phil, SS	
15	<a href="#">Page 44</a>	1	Assembly, control panel	
--	67127	1	Wire group - extensions	
--	60622	1	Wire group - L0 & ground box	
--	19350	3.33 ft	Seal, door	

### OPTIONAL FEATURES

#### *Buck Transformer:*

A	60062	2	Screw, 10-32x.750 pan phil, G2
B	66340	1	Relay, voltage sensing (132V in, 126V out)
C	65644	1	Base, relay - 8 pos
D	66003	1	Rail, din - 35mm x 6.0 in
E	61045	2	Nut, 10-32 sflg
--	65674	2	Stop, 35mm din rail end

#### *Cam Locks:*

F	65551	2	Connector, cam lock flange female, 400A, black
G	65552	2	Connector, cam lock flange female, 400A, red
H	65553	2	Connector, cam lock flange female, 400A, blue
J	66040	2	Connector, cam lock flange female, 400A, white
K	66041	2	Connector, cam lock flange female, 400A, green
L	33355W	1	Panel, cam lock
--	60062	40	Screw, 10-32x.750 pan phil, G2
--	60061	40	Nut, 10-32 nylock
--	66791	2	Cover, cam lock - red
--	66792	2	Cover, cam lock - black
--	66793	2	Cover, cam lock - white
--	66794	2	Cover, cam lock - green
--	66795	2	Cover, cam lock - blue
--	67179	1	Wire group - cam locks
--	33350	1	Bus, lug extension

#### *Battery Charger:*

M	65285	1	Receptacle, 120V/15A inlet (Edison) flange
N	60364	2	Screw, 10-16x.500 std hex, self drilling, G2
--	19163	1	Fitting, bushing - .500 ODx.375 ID

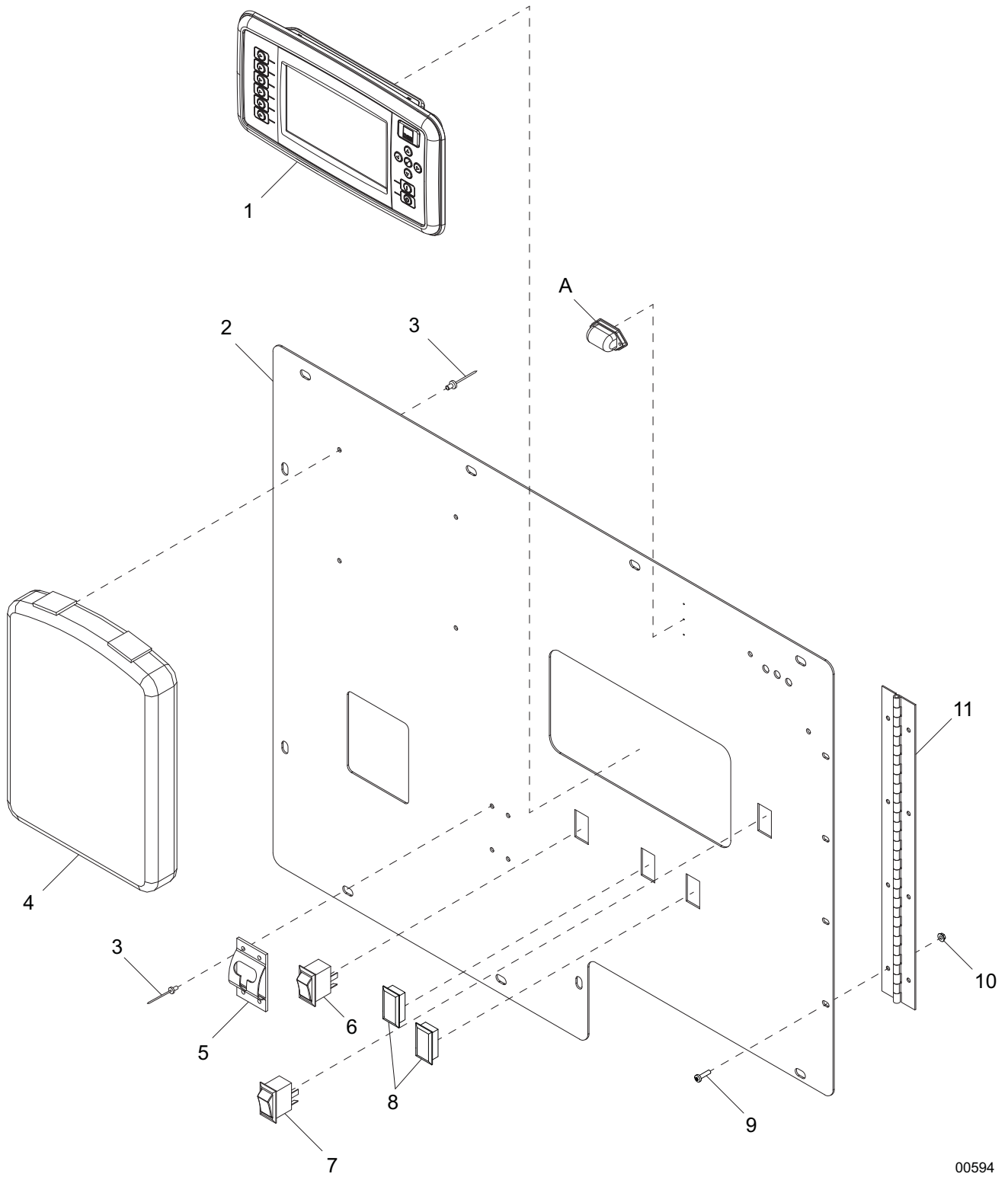
#### *4 Position Phase Switch:*

--	65659	1	Relay, DPDT, 12VDC, 8 pos
--	65644	2	Base, relay - 8 pos

#### *Clutched Fan:*

--	67863	1	Harness, clutch fan - control box
----	-------	---	-----------------------------------

# CONTROL PANEL ASSEMBLY



00594

## CONTROL PANEL ASSEMBLY

ITEM	PART NO.	QTY	DESCRIPTION	NOTES
1	33157	1	Display, 7 in	
2	33561W	1	Panel, control panel	
3	60268	8	Rivet, .188 dia. x .126 to .250 grip, SS	
4	24540	1	Holder, manual (plastic)	
5	60652	1	Latch, door - spring loaded keeper	
6	66996	1	Switch, rocker - on/off/(on)	
7	66995	1	Switch, rocker - on/off	
8	34439	2	Plug, panel switch - 1.91x.96	
9	60398	4	Screw, 10-32x.500 pan phil, SS	
10	61045	4	Nut, 10-32 sflg	
11	28664	1	Hinge, 16 in. piano	
--	16143	2	Clamp, tubing - .500	

### OPTIONAL FEATURES

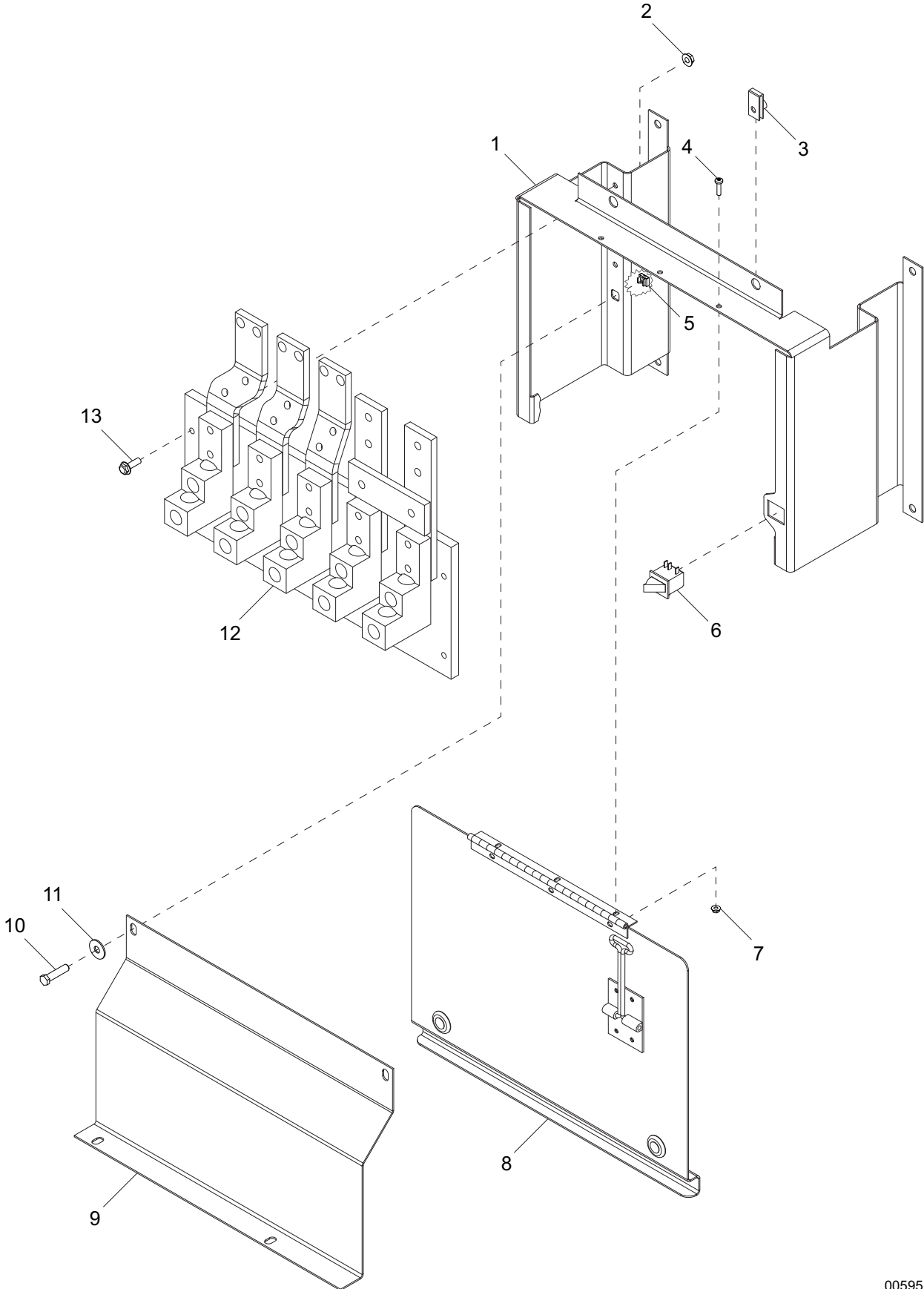
#### *Control Panel Light:*

A	23025	1	Light, control panel
--	66995	1	Switch, rocker - on/off
--	67042	1	Wire group - panel light option

#### *Interior Light:*

--	66995	1	Switch, rocker - on/off
----	-------	---	-------------------------

# LUG BOX ASSEMBLY

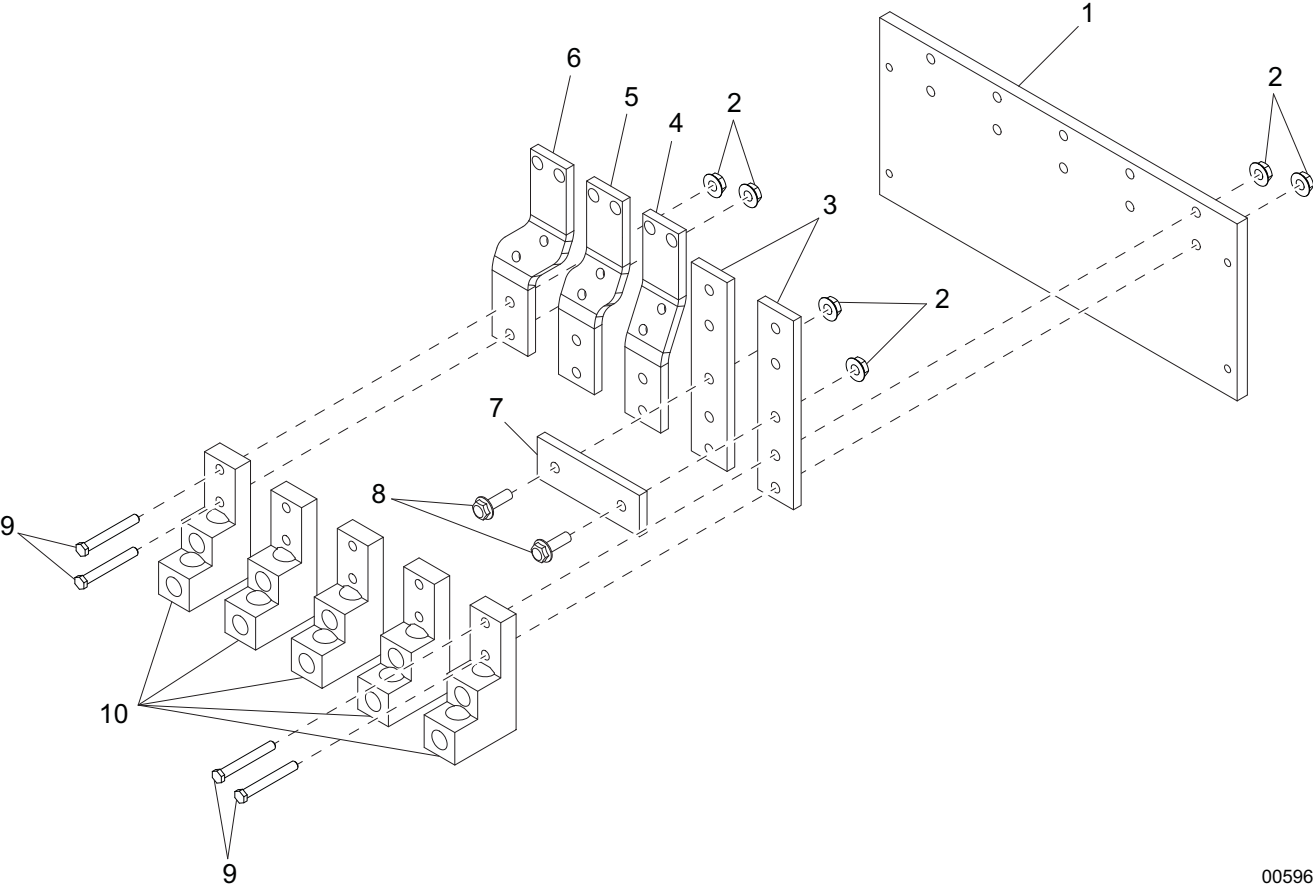


00595

## LUG BOX ASSEMBLY

ITEM	PART NO.	QTY	DESCRIPTION	NOTES
1	33392W	1	Weldment, lug box enclosure	
2	60161	4	Nut, .250-20 sflg, G5	
3	60505	2	Nut, .312-18 U-clip - long type	
4	60398	3	Screw, 10-32x.500 pan phil, SS	
5	15425	2	Nut, .312-18 cage	
6	12632	1	Switch, trigger safety, NO & NC	
7	61045	3	Nut, 10-32 sflg	
8	<a href="#">Page 50</a>	1	Assembly, lug box door	
9	33447W	1	Panel, lug box	
10	60507	2	Screw, .312-18x1.0 std hex, SS	
11	60452	2	Washer, .313 flat 1.125/1.0 bonded rubber, SS	
12	<a href="#">Page 48</a>	1	Assembly, lug plate	
13	60479	4	Screw, .250-20x1.0 sflg hex, G5	

# LUG PLATE ASSEMBLY



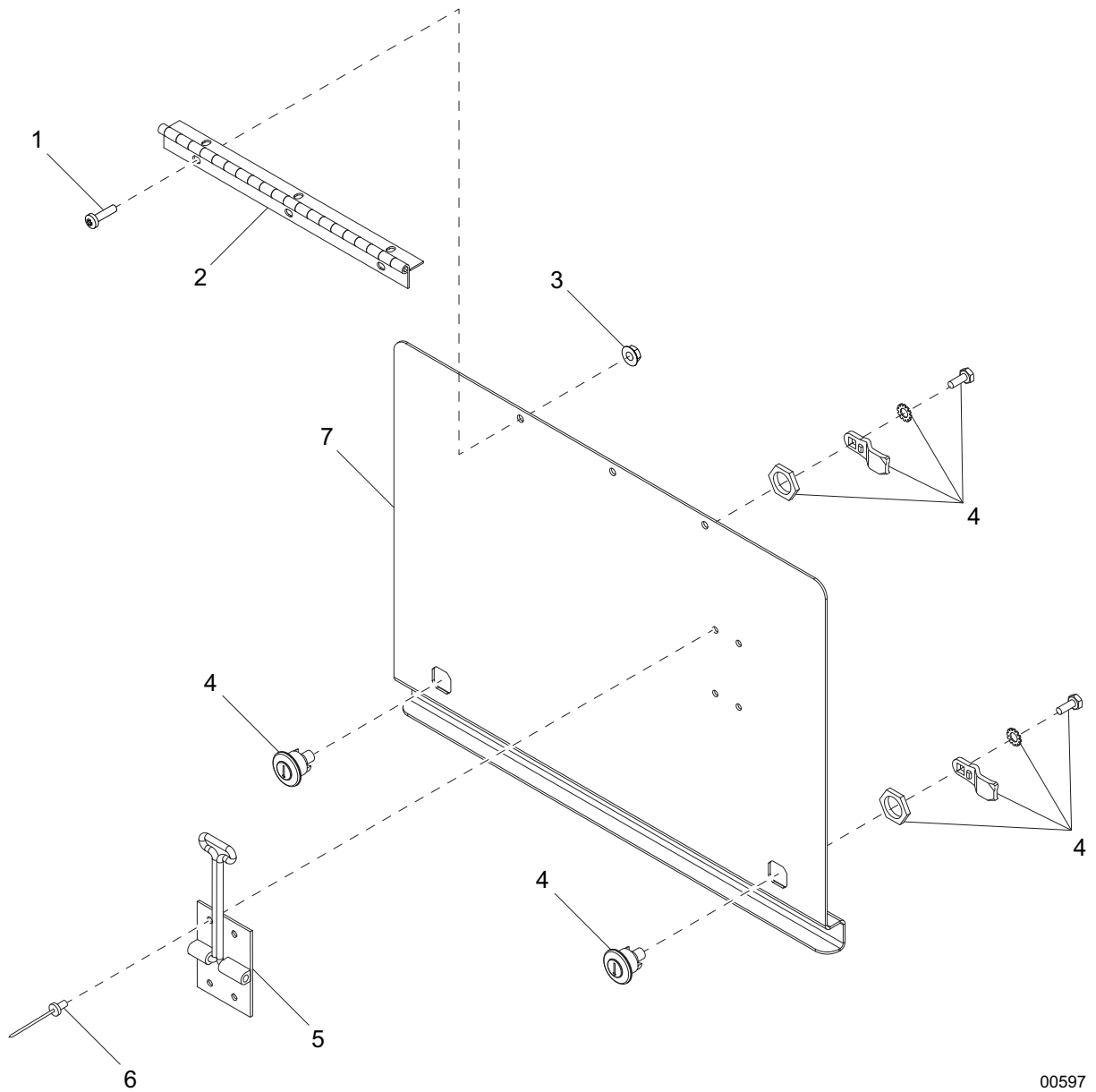
00596



## LUG PLATE ASSEMBLY

ITEM	PART NO.	QTY	DESCRIPTION	NOTES
1	33345	1	Panel, lug box glastic	
2	60145	12	Nut, .375-16 sflg, G5	
3	33350	2	Bus, lug extension	
4	33439	1	Bus, main breaker - left	
5	33437	1	Bus, main breaker - center	
6	33438	1	Bus, main breaker - right	
7	33351	1	Bus, grounding link	
8	60517	2	Screw, .375-16x1.0 sflg hex	
9	60478	10	Screw, .375-16x2.0 std hex, G5	
10	65890	5	Lug, terminal - dual, 2 hole stacked	

# LUG BOX DOOR ASSEMBLY

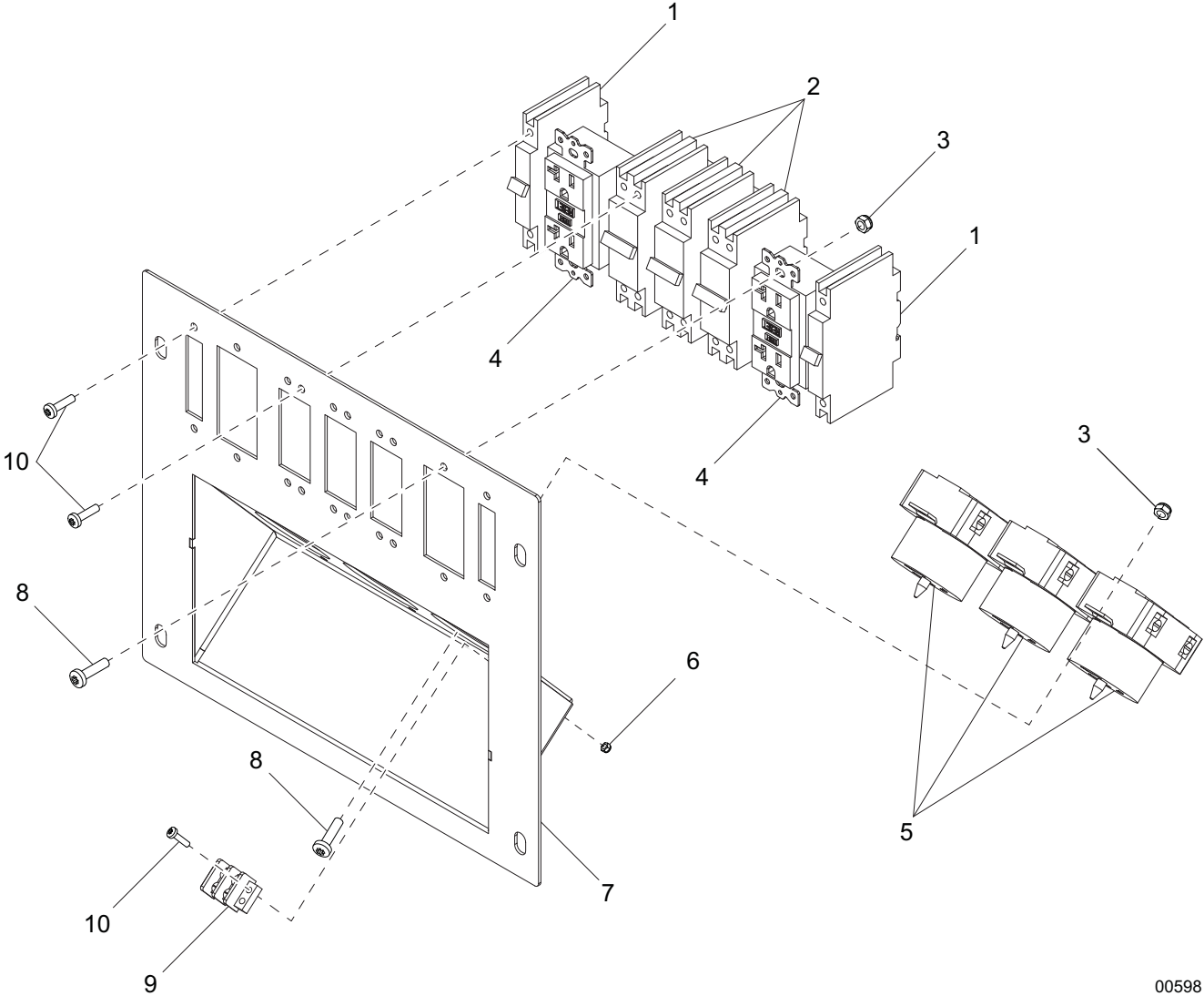


00597

## LUG BOX DOOR ASSEMBLY

ITEM	PART NO.	QTY	DESCRIPTION	NOTES
1	60398	3	Screw, 10-32x.500 pan phil, SS	
2	22018	1	Hinge, continuous - 10.25 in	
3	61045	3	Nut, 10-32 sflg	
4	20762	2	Lock, door - 1/4 turn cam	
5	60652	1	Latch, door - spring loaded keeper	
6	60268	4	Rivet, .188 dia. x .126 to .250 grip, SS	
7	33349W	1	Panel, lug box door	

# RECEPTACLE PANEL ASSEMBLY

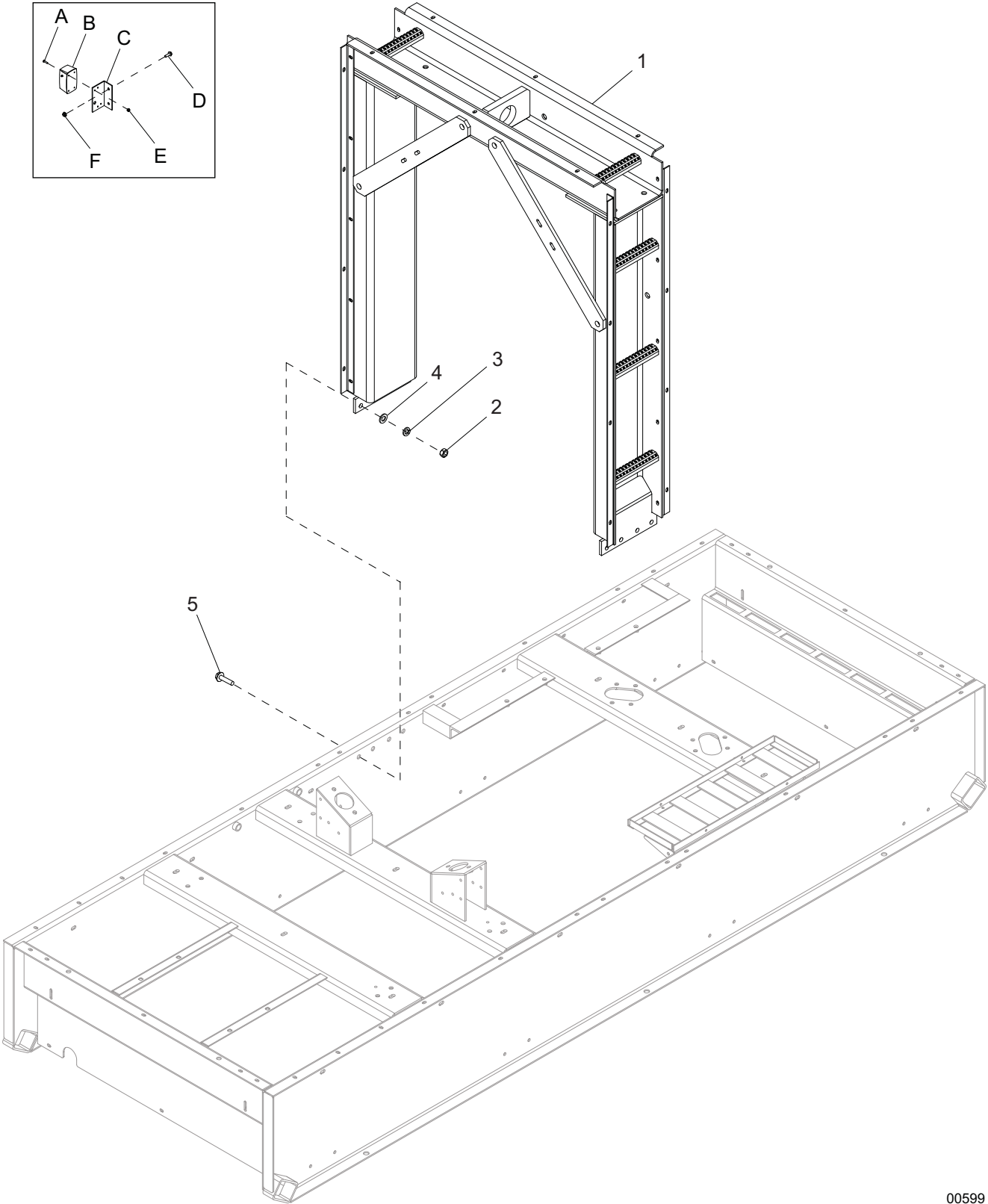


00598

## RECEPTACLE PANEL ASSEMBLY

ITEM	PART NO.	QTY	DESCRIPTION	NOTES
1	18091	2	Breaker, 20A/240V, 1-pole	
2	18092	3	Breaker, 50A/240V, 2-pole	
3	60061	10	Nut, 10-32 nylock	
4	14130	2	Receptacle, 120V/20A GFI	
5	18089	3	Receptacle, 240V/50A twist-lock	
6	60728	2	Nut, 6-32 nylock, G5	
7	33531W	1	Weldment, receptacle panel	
8	60648	10	Screw, 10-32x.500 pan phil, thread forming, G2	
9	18890	1	Block, terminal - 2 pos	
10	60046	18	Screw, 6-32x.750 pan phil, G2	
--	67881	1	Wire group, receptacle	

LIFT STRUCTURE TO SKID ASSEMBLY



00599

## LIFT STRUCTURE TO SKID ASSEMBLY

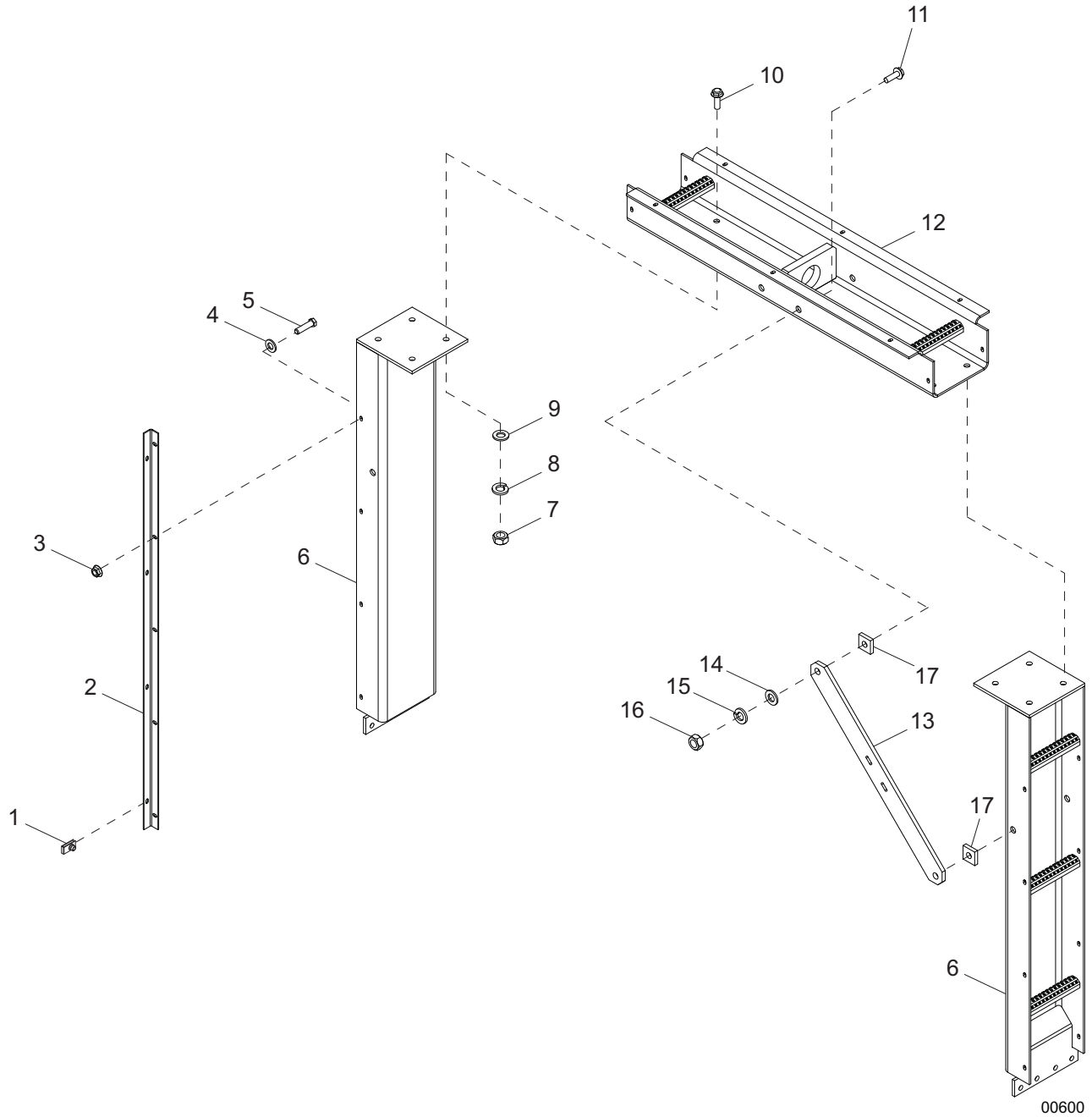
ITEM	PART NO.	QTY	DESCRIPTION	NOTES
1	<a href="#">Page 56</a>	1	Assembly, lift structure	
2	60520	8	Nut, .625-11 hex, G8	
3	60194	8	Washer, M16 split lock	
4	60521	8	Washer, .625 flat 1.743/.108	
5	61078	8	Screw, .625-11x2.0 flg hex, G8	

### OPTIONAL FEATURES

#### *Interior Light:*

A	60445	8	Screw, M5-.80x16 pan phil, SS
B	11947	2	Light, interior with switch
C	23528B	2	Bracket, interior light
D	61091	4	Screw, .312-18x1.0 sflg hex, G5
E	60447	8	Nut, M5-.80 nylock, SS
F	60095	4	Nut, .312-18 sflg
--	65932	1	Harness, light option

# LIFT STRUCTURE ASSEMBLY



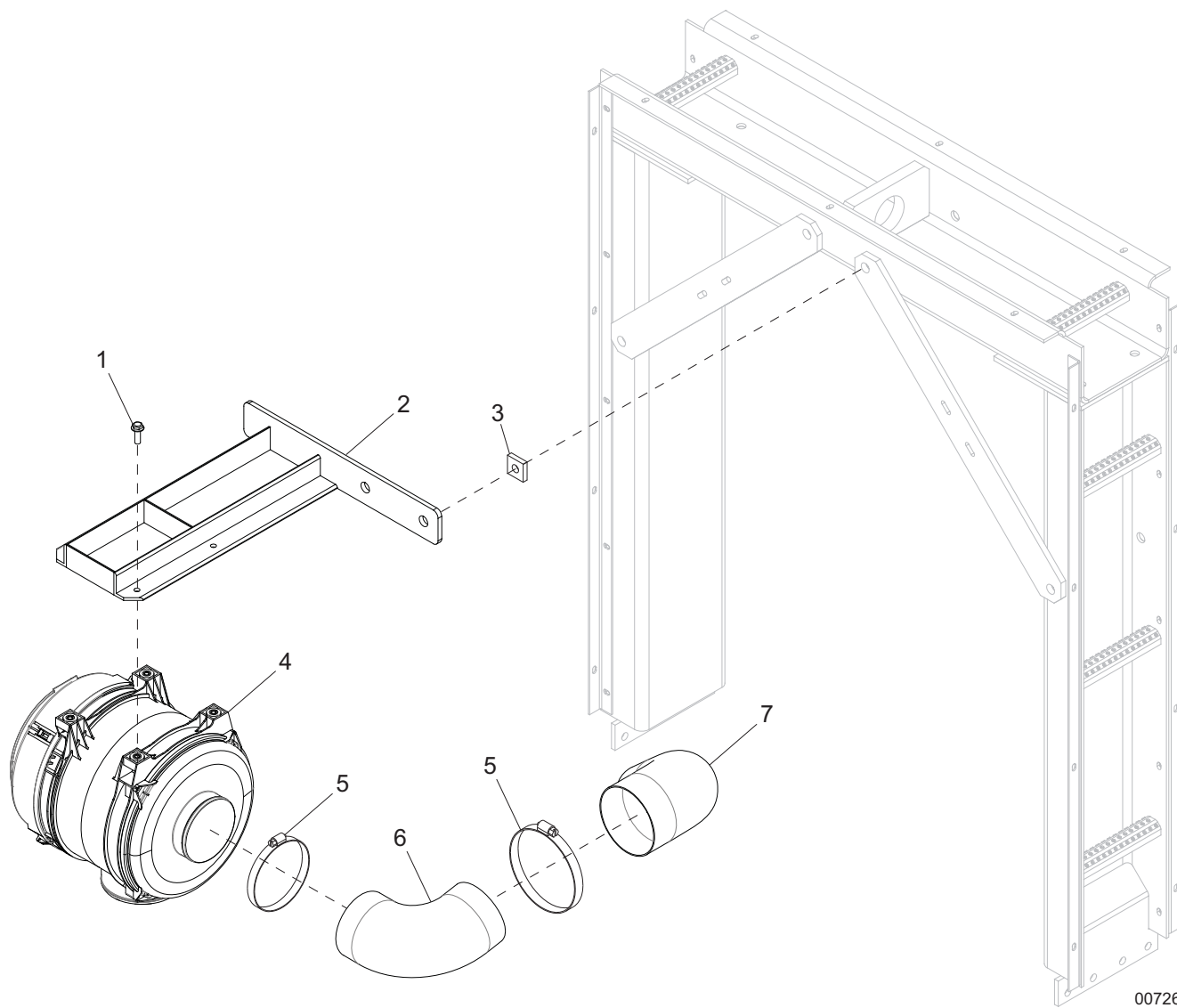
00600



## LIFT STRUCTURE ASSEMBLY

ITEM	PART NO.	QTY	DESCRIPTION	NOTES
1	60505	16	Nut, .312-18 U-clip - long type	
2	29866B	4	Bracket, lift structure - side	
3	60095	20	Nut, .312-18 sflg	
4	60340	20	Washer, .312 flat .875/.040, SS	
5	60507	20	Screw, .312-18x1.0 std hex, SS	
6	29727B	2	Weldment, lift channel - upright	
7	60520	8	Nut, .625-11 hex, G8	
8	60194	8	Washer, M16 split lock	
9	60521	8	Washer, .625 flat 1.743/.108	
10	61078	8	Screw, .625-11x2.0 flg hex, G8	
11	63111	8	Screw, .750-10x2.250 flg hex, G8	
12	29726B	1	Weldment, lift structure - top	
13	23611B	4	Plate, gusset	
14	60081	8	Washer, M20 flat	
15	60248	8	Washer, .750 split lock	
16	60249	8	Nut, .750-10 hex, G8	
--	29732	1	Assembly, lift structure	Items 1 - 16
17	33391B	2	Spacer, lift structure	Located on rear left gusset only

# AIR FILTER ASSEMBLY

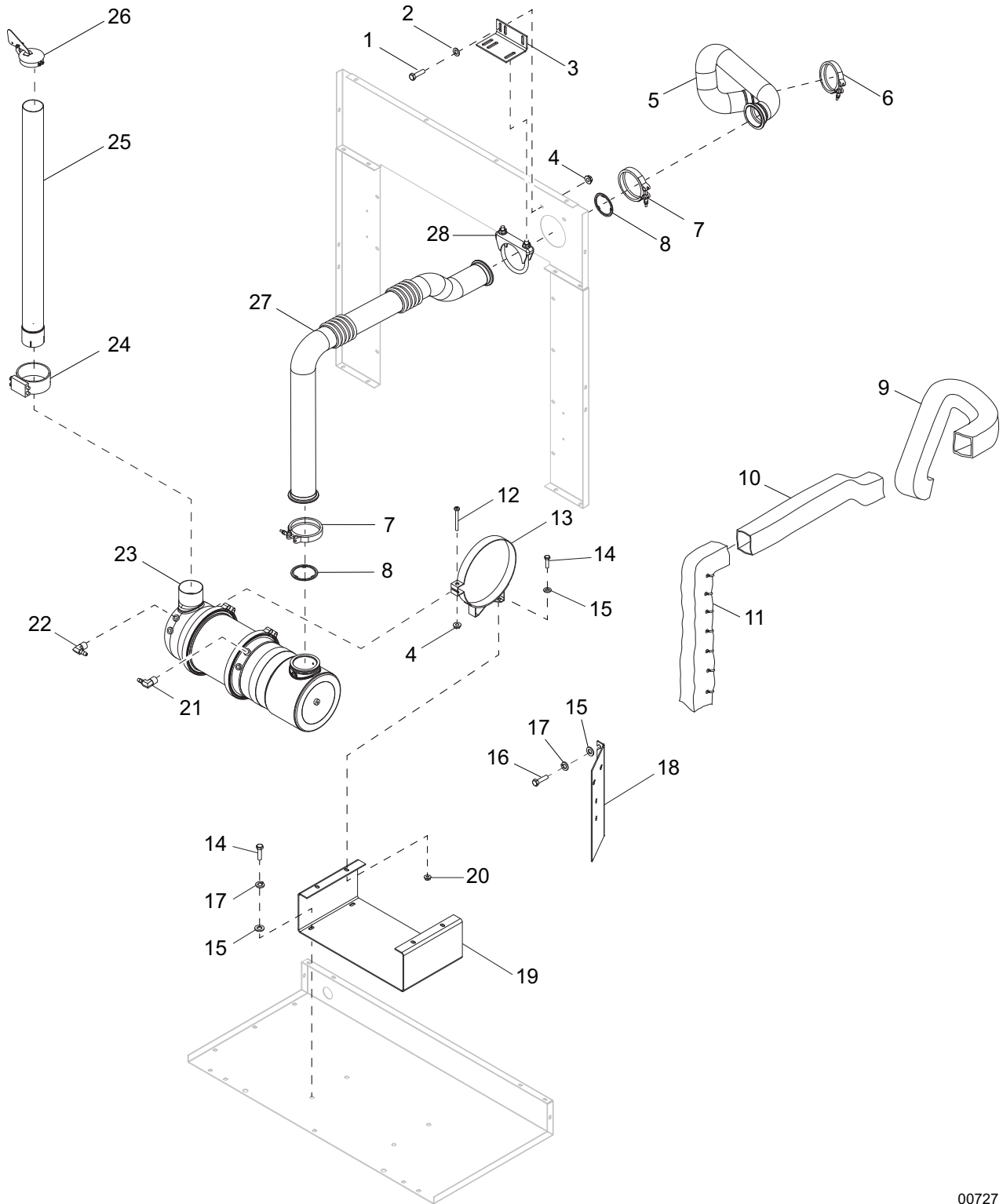


00726

## AIR FILTER ASSEMBLY

ITEM	PART NO.	QTY	DESCRIPTION	NOTES
1	60018	4	Screw, M10-1.25x20 sflg hex	
2	32624B	1	Bracket, air filter	
3	33391B	1	Spacer, lift structure	
4	29765	1	Filter, air	
5	20182	2	Clamp, hose - SAE 088 (4.09-6.00)	
6	26740	1	Elbow, 90° - 5.0 molded rubber	
7	32623	1	Pipe, air intake	
--	30561	1	Element, air filter	
--	30562	1	Element, air filter safety	

# EXHAUST SYSTEM ASSEMBLY

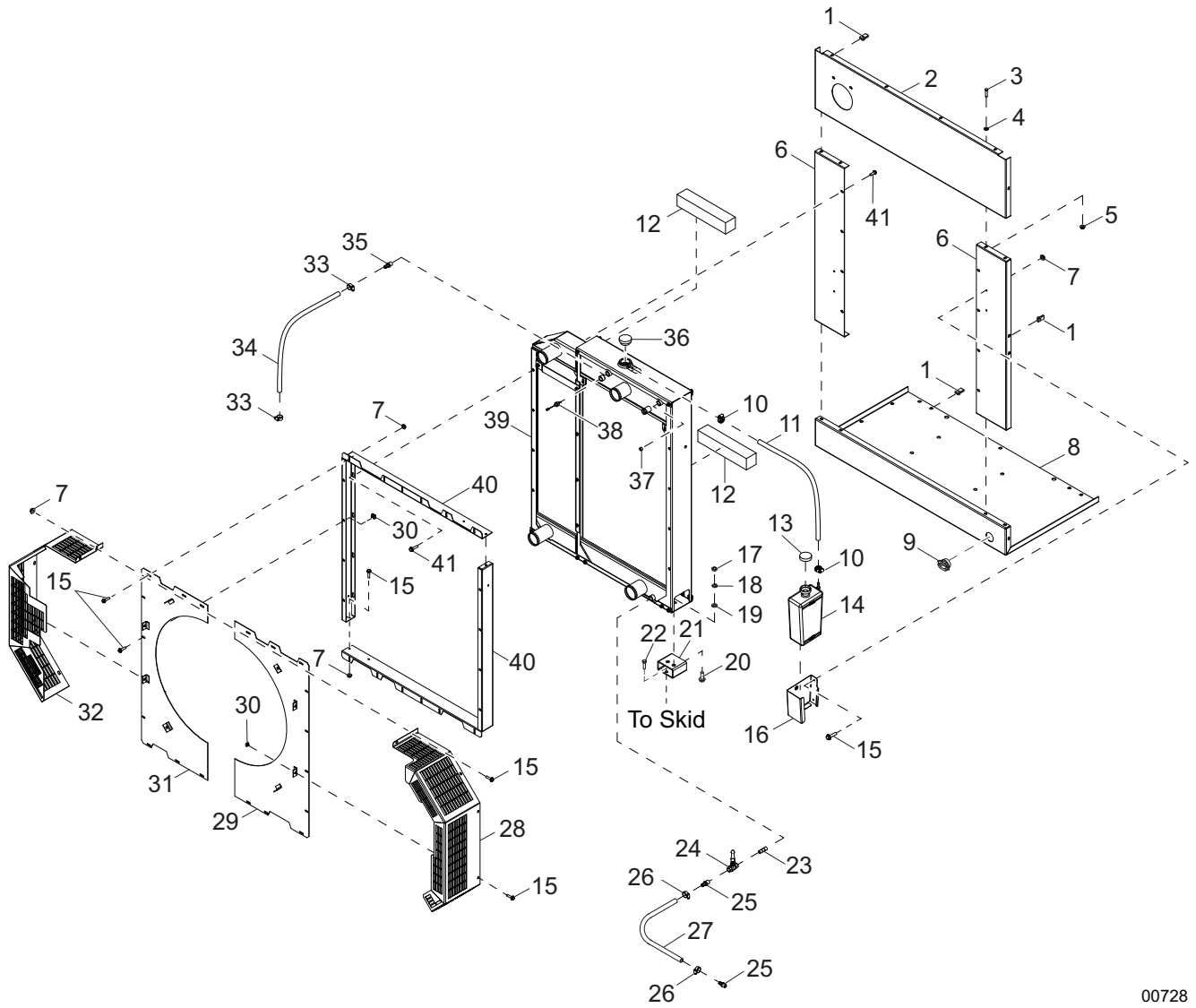


00727

## EXHAUST SYSTEM ASSEMBLY

ITEM	PART NO.	QTY	DESCRIPTION	NOTES
1	61036	2	Screw, .375-16x1.25 std hex, SS	
2	60698	2	Washer, .375 flat .875/.040, SS	
3	32648B	1	Bracket, muffler pipe support	
4	60145	3	Nut, .375-16 sflg, G5	
5	32530	1	Pipe, exhaust engine out	
6	18820	1	Clamp, V-band - 4.33 ID	
7	29879	2	Clamp, V-band - 4.75 ID	
8	33185	2	Gasket, 4.0 exhaust pipe flange	
9	33155	1	Blanket, exhaust - engine 2	
10	32974	1	Blanket, exhaust - engine	
11	32952	1	Blanket, exhaust - DPF	
12	60147	1	Screw, .375-16x3.50 std hex, G5	
13	21094	2	Clamp, air filter - 10.2 ID	
14	60507	8	Screw, .312-18x1.0 std hex, SS	
15	60340	10	Washer, .312 flat .875/.040, SS	
16	60684	2	Screw, .250-20x.875 std hex, SS	
17	60701	6	Washer, .312 split lock, SS	
18	29875B	1	Bracket, DPF sensor	
19	29872B	1	Bracket, DPF filter support	
20	60095	4	Nut, .312-18 sflg	
21	63159	1	Fitting, elbow - 90° M/F - .375/-6	
22	63160	1	Fitting, elbow - 90° M/F - .500/-8	
23	--	1	Filter, exhaust - size 5 RI/RO	Contact John Deere Service Center for replacement
24	26310	1	Clamp, muffler - 4.00 in. wide band, SS	
25	29942	1	Pipe, exhaust DPF out	
26	21090	1	Cap, rain - 4.00 in	
27	32528	1	Pipe, exhaust DPF connection	
28	18822	1	Clamp, muffler - 4.00 in	
--	66832	1	Wire group, DPF harness	
--	60175	2	Screw, .250-20x.500 sflg hex, G5	Used to attach DPF sensor
--	60161	2	Nut, .250-20 sflg, G5	Used to attach DPF sensor
--	50691	--	Sealant, gasket - liquid	Replacement for item 8, if desired

# COOLING SYSTEM ASSEMBLY

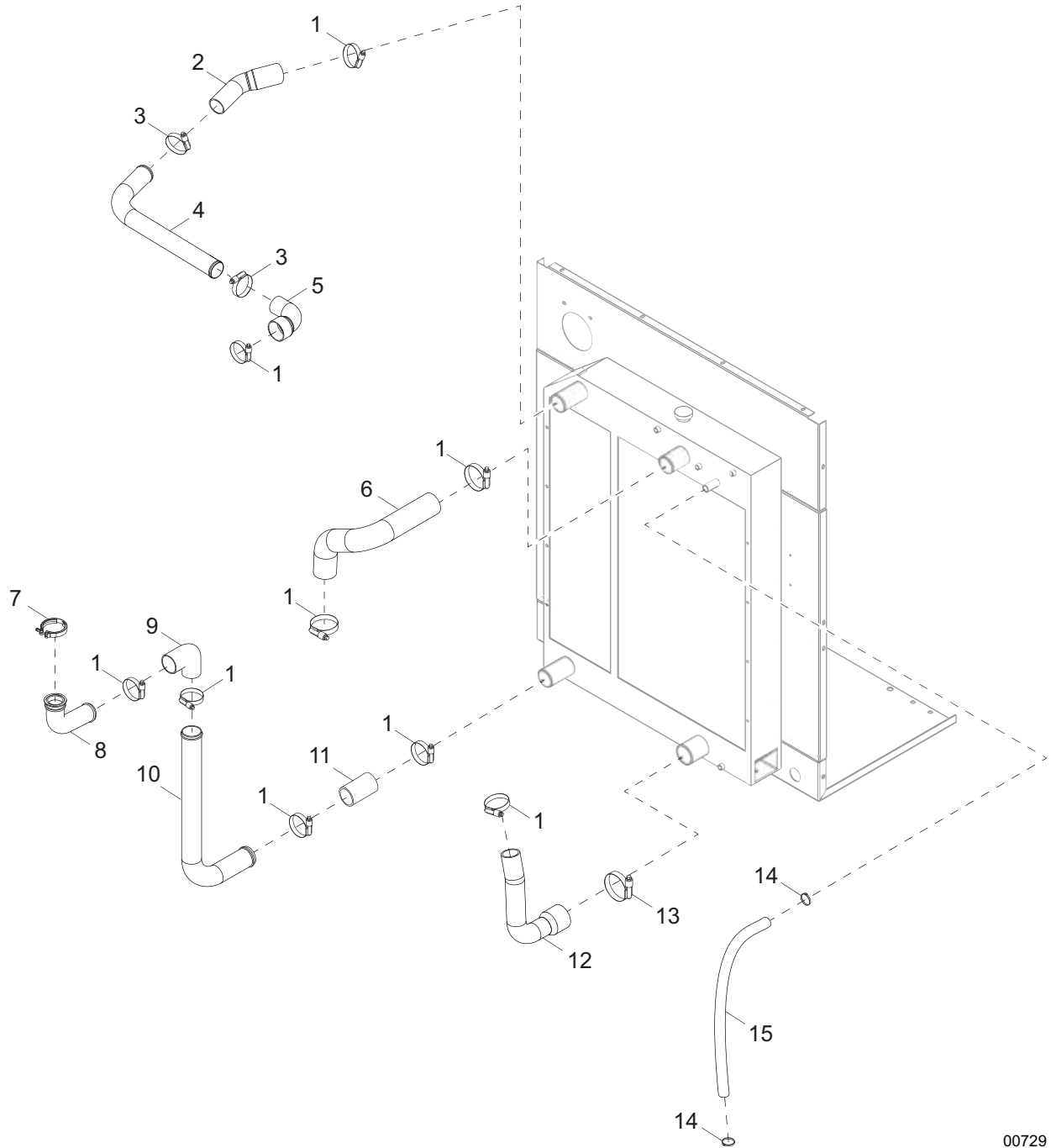


00728

## COOLING SYSTEM ASSEMBLY

ITEM	PART NO.	QTY	DESCRIPTION	NOTES
1	60505	13	Nut, .312-18 U-clip - long type	
2	29850B	1	Panel, upper bulkhead	
3	60507	8	Screw, .312-18x1.0 std hex, SS	
4	60340	8	Washer, .312 flat .875/.040, SS	
5	60095	8	Nut, .312-18 sflg	
6	29849B	2	Panel, side bulkhead	
7	60161	18	Nut, .250-20 sflg, G5	
8	29848B	1	Panel, lower bulkhead	
9	65239	1	Strain relief - 1.50 Romex w/nut	
10	63192	2	Clamp, crimping band - .464 in	
11	50018	1.66 ft	Hose, fuel - .312 ID, 50 psi, SAE 30R7	
12	26724	2	Foam, CAC sealing	
13	19714	1	Cap, overflow jug	
14	24952	1	Jug, overflow - 2.5 qt	
15	60175	34	Screw, .250-20x.500 sflg hex, G5	
16	26211B	1	Bracket, overflow jug	
17	60013	2	Nut, M12-1.75 hex, class 10	
18	60204	2	Washer, .500 split lock	
19	60012	2	Washer, M12 flat	
20	60202	2	Screw, M12-1.75x35 sflg hex, G10.9	
21	32735B	2	Mount, radiator	
22	60055	4	Screw, M10-1.50x35 std hex, G10.9	
23	60438	1	Fitting, nipple, pipe - .500NPT x close	
24	19279	1	Valve, ball .500NPTF	
25	60502	2	Fitting, strt - .500MNPTx.625 barb, brass	
26	63252	2	Clamp, hose - size 24, spring type	
27	50201	1.25 ft	Hose, .625 in., 200 psi, class A	
28	29939B	1	Guard, fan - right	
29	29891B	1	Weldment, fan shroud - right	
30	15424	16	Nut, .250-20 cage, G5	
31	29892B	1	Weldment, fan shroud - left	
32	32722B	1	Guard, fan - left	
33	14216	2	Clamp, hose - SAE 004 (.21-.62) mini	
34	50018	1.83 ft	Hose, fuel - .312 ID, 50 psi, SAE 30R7	
35	60999	1	Fitting, strt - .500MNPTx.312 barb, brass	
36	33219	1	Cap, radiator - 18.0 psi	
37	18394	1	Fitting, plug - .500NPT x internal hex	
38	30942	1	Assembly, low coolant switch/harness	
39	27904	1	Radiator, Tier IV	
40	29908B	2	Shroud, radiator	
41	60451	16	Screw, .375-16x.625 flg hex	
--	50354	3.83 ft	Seal, rubber - bubble type (.750)	
--	50230	6.17 ft	Weatherstripping - .188 x .500	
--	28965	1	Assembly, overflow jug	Items 7, 10, 11, 13 - 16

# COOLING SYSTEM HOSES



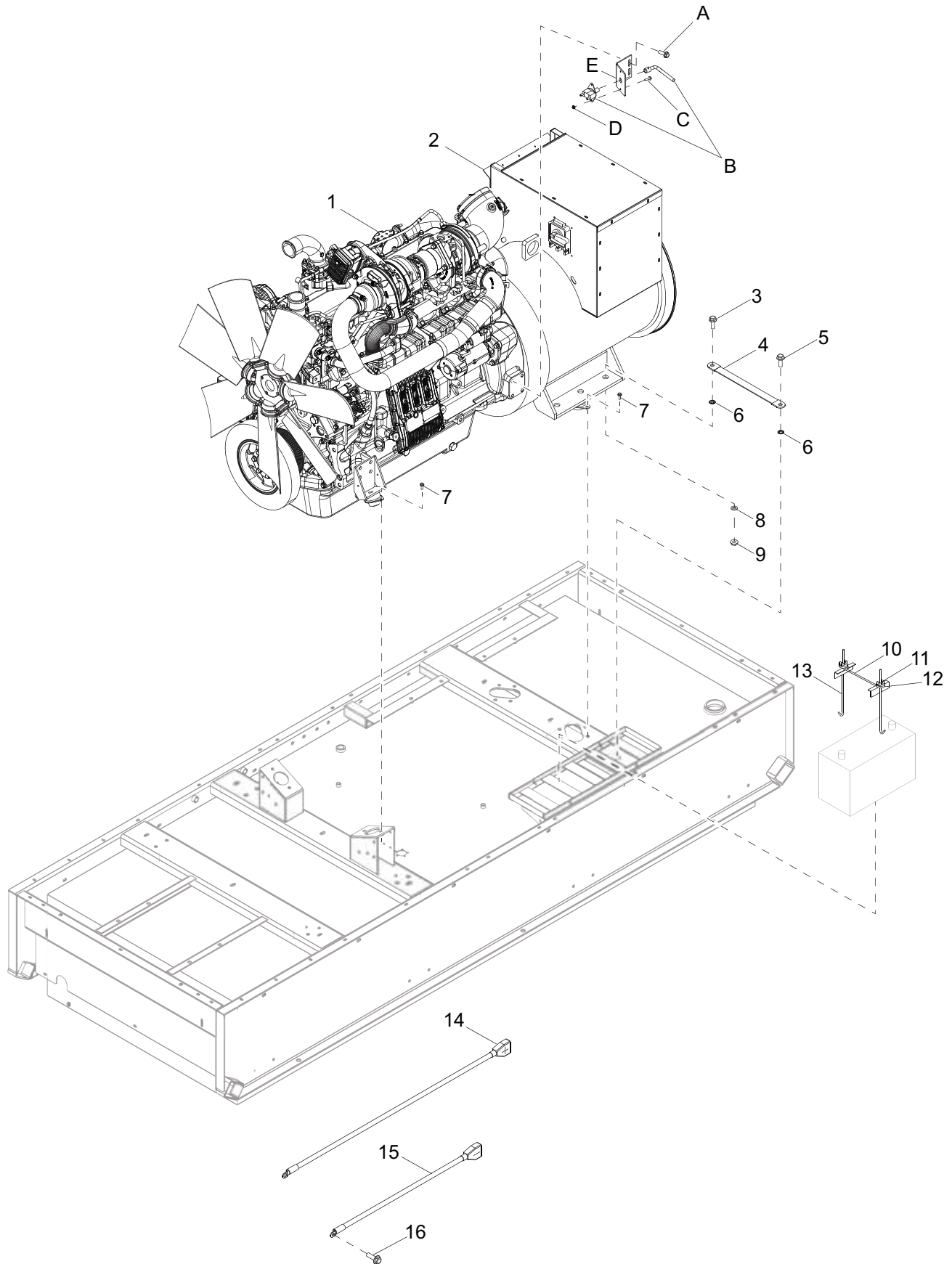
00729



## COOLING SYSTEM HOSES

ITEM	PART NO.	QTY	DESCRIPTION	NOTES
1	60666	9	Clamp, hose - const. torque 2.25-3.125	
2	32445	1	Hose, CAC - 2.00x2.50x6.0, 45°	
3	60660	2	Clamp, hose - const. torque 1.75-2.625	
4	32940	1	Pipe, CAC outlet	
5	32157	1	Hose, CAC - 2.00x2.50x90°	
6	29822	1	Hose, radiator - upper	
7	63205	1	Clamp, V-band - 3.50	
8	32712	1	Pipe, CAC inlet	
9	29834	1	Hose, CAC - 2.5x90°	
10	32714	1	Pipe, CAC inlet - lower	
11	28541	1	Hose, CAC- 2.50x4.0	
12	29826	1	Hose, radiator - lower	
13	60664	1	Clamp, hose - const. torque 2.75-3.625	
14	19338	2	Clamp, hose - SAE 016 (.68-1.50)	
15	50169	3.17 ft	Hose, 1.0 in., class A	

# ENGINE AND GENERATOR TO SKID ASSEMBLY



00730

## ENGINE AND GENERATOR TO SKID ASSEMBLY

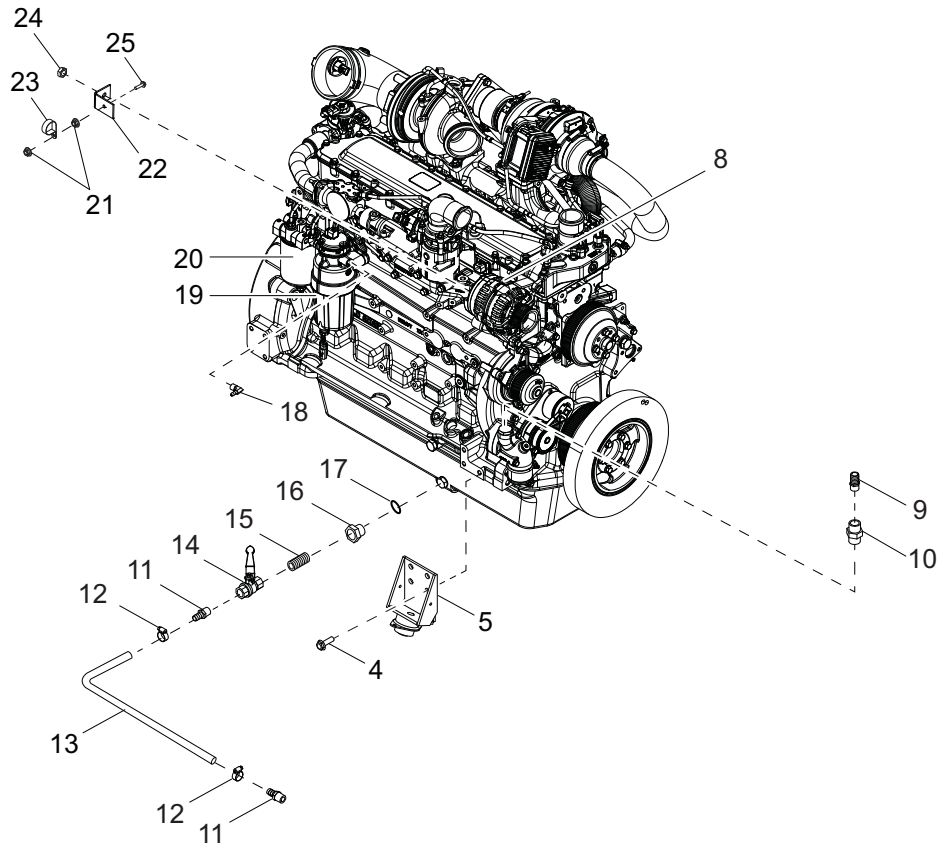
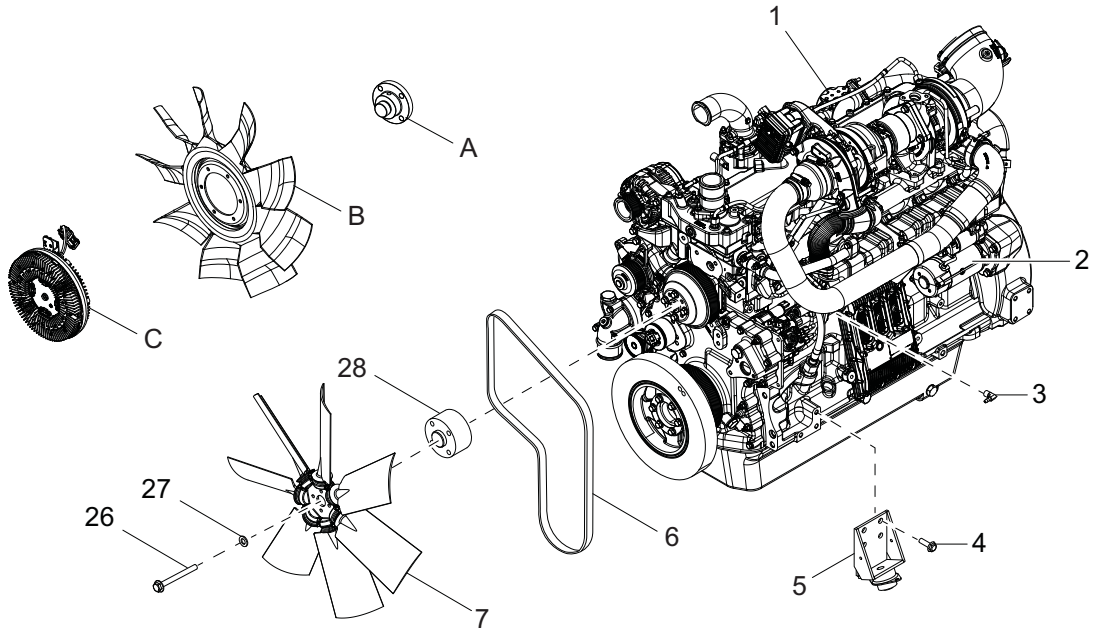
ITEM	PART NO.	QTY	DESCRIPTION	NOTES
1	<a href="#">Page 68</a>	1	Assembly, engine	
2	<a href="#">Page 74</a>	1	Assembly, generator	
3	60487	1	Screw, .375-16x1.50 sflg hex, G5	
4	19042	1	Strap, ground - 10 in	
5	60353	1	Screw, .375-16x1.0 flg hex, G2	
6	60053	2	Washer, .375 external star	
7	60018	8	Screw, M10-1.50x20 sflg hex, class 90	
8	60386	1	Washer, .375 flat .993/.064	
9	60145	1	Nut, .375-16 sflg, G5	
10	14682	1	Bracket, battery hold-down	
11	60090	2	Nut, .250-20 wing, G5	
12	60089	2	Washer, .265 fender 1.250/.060	
13	14146	2	Bolt, J - .250-20x10 in	
14	18693	1	Cable, battery - 38 in. 2/0 red w/boot, 1/2 in. lug	
15	18694	1	Cable, battery - 16 in. 1/0 black, 5/8 in. lug	
16	60072	1	Screw, M12-1.75x25 sflg hex, G10.9	
--	67125	1	Harness, main	

### OPTIONAL FEATURES

#### *Battery Disconnect:*

A	60072	2	Screw, M12-1.75x25 sflg hex, G10.9
B	21489	1	Battery disconnect switch
C	60523	2	Screw, .250-20x.875 sflg hex
D	60161	2	Nut, .250-20 sflg, G5
E	23360B	1	Bracket, battery disconnect
--	23815	1	Cable, battery - 32 in. 2/0 black, 1/2 in. lug
--	27517	1	Cable, battery - 22 in. 2/0 black, 1/2 in. lug

# ENGINE ASSEMBLY



00731

## ENGINE ASSEMBLY

ITEM	PART NO.	QTY	DESCRIPTION	NOTES
1	30098	1	Engine, Deere 6068HFG95 - iT4, 290hp	
2	33071	1	Starter	
3	33413	1	Fitting, M12x1.5x.375 barb, 90°	
4	60072	6	Screw, M12-1.75x25 sflg hex, G10.9	
5	Page 70	2	Assembly, engine mount	
6	32248	1	Belt, fan	
7	32986	1	Fan, engine - 31 in	
8	32910	1	Alternator, engine	
9	25496	1	Fitting, strt - .750MNPTx1.0 barb, brass	
10	22461	1	Fitting, strt - .500MNPTx.750FNPT, brass	
11	60502	2	Fitting, strt - .500MNPTx.625 barb, brass	
12	63252	2	Clamp, hose - size 24, spring type	
13	50201	1.25 ft	Hose, .625 in., 200 psi, class A	
14	19279	1	Valve, ball .500NPTF	
15	60438	1	Fitting, nipple, pipe - .500NPT x close	
16	19307	1	Fitting, strt - .500FNPTxM22x1.50	
17	19467	1	Seal, M22	
18	33414	1	Fitting, M14x1.5x.375 barb, 90°	
19	32246	1	Filter, fuel - primary	
20	32253	1	Filter, fuel - final	
21	60161	2	Nut, .250-20 sflg, G5	
22	29789B	1	Bracket, lift eye block off	
23	60716	1	Clamp, tubing - 1.50 lt duty	
24	60344	1	Nut, M10-1.25 hex, SS	
25	60479	1	Screw, .250-20x1.0 sflg hex, G5	
26	63249	4	Screw, M10-1.50x110 std hex, G10.9	
27	60027	4	Washer, M10 flat	
28	29767	1	Spacer, fan	
--	33069	1	Dipstick/oil cap	
--	32247	1	Kit, fuel filter - primary and secondary	Items 19 & 20
--	33072	1	Thermostat - engine	
--	32245	1	Filter, oil	
--	32249	1	Element, OVR	
--	67120	1	Harness, alt-starter - 6.8L	

### OPTIONAL FEATURES

#### Clutched Fan:

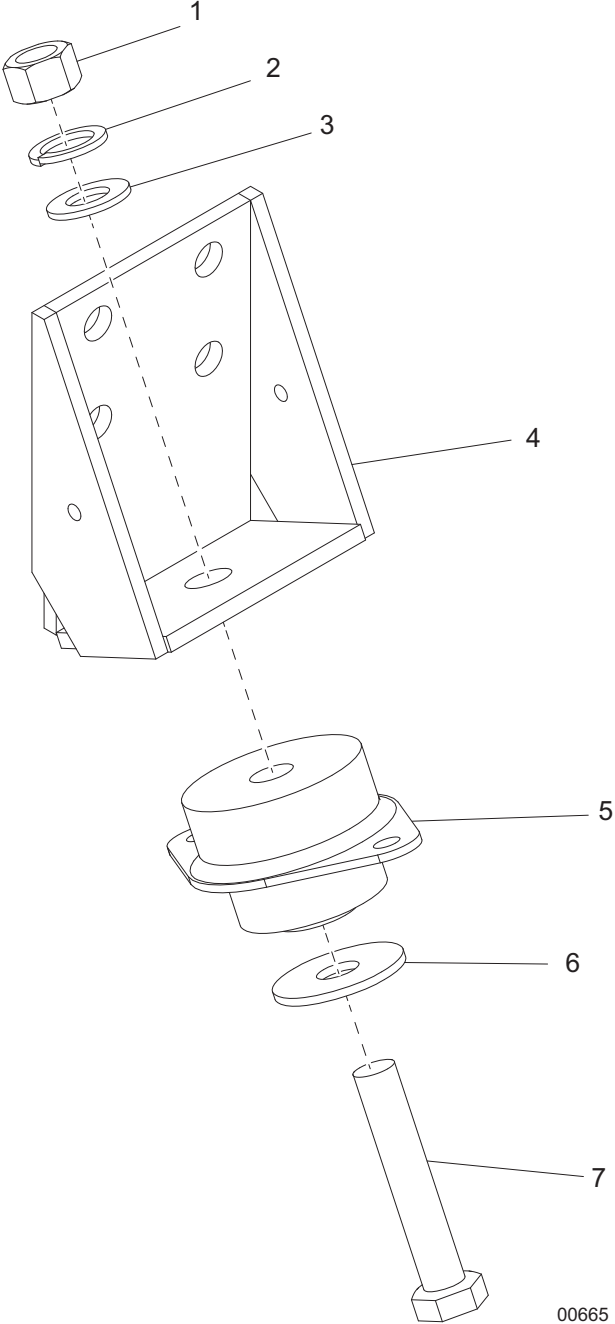
A	30261	1	Hub, fan clutch mount, .88 thick, 30mm
B	30461	1	Fan, engine - 31 in
C	30464	1	Clutch, fan - for 31/32 in. fan
--	30558B	1	Spacer, .750 ODx.51 IDx2.00 long
--	60152	1	Screw, M10-1.50x60 std hex, G8.8
--	66737	1	Harness, clutch fan - fan assembly

#### Fuel Filter Heater:

--	29811	1	Heater, fuel filter
----	-------	---	---------------------

**Note:** Engine and generator parts used in all Magnum Power Products LLC equipment carry the Original Equipment Manufacturer (OEM) warranty unless otherwise stated. OEM warranty parts must be purchased through an OEM dealer. Please contact Magnum Power Products LLC with questions.

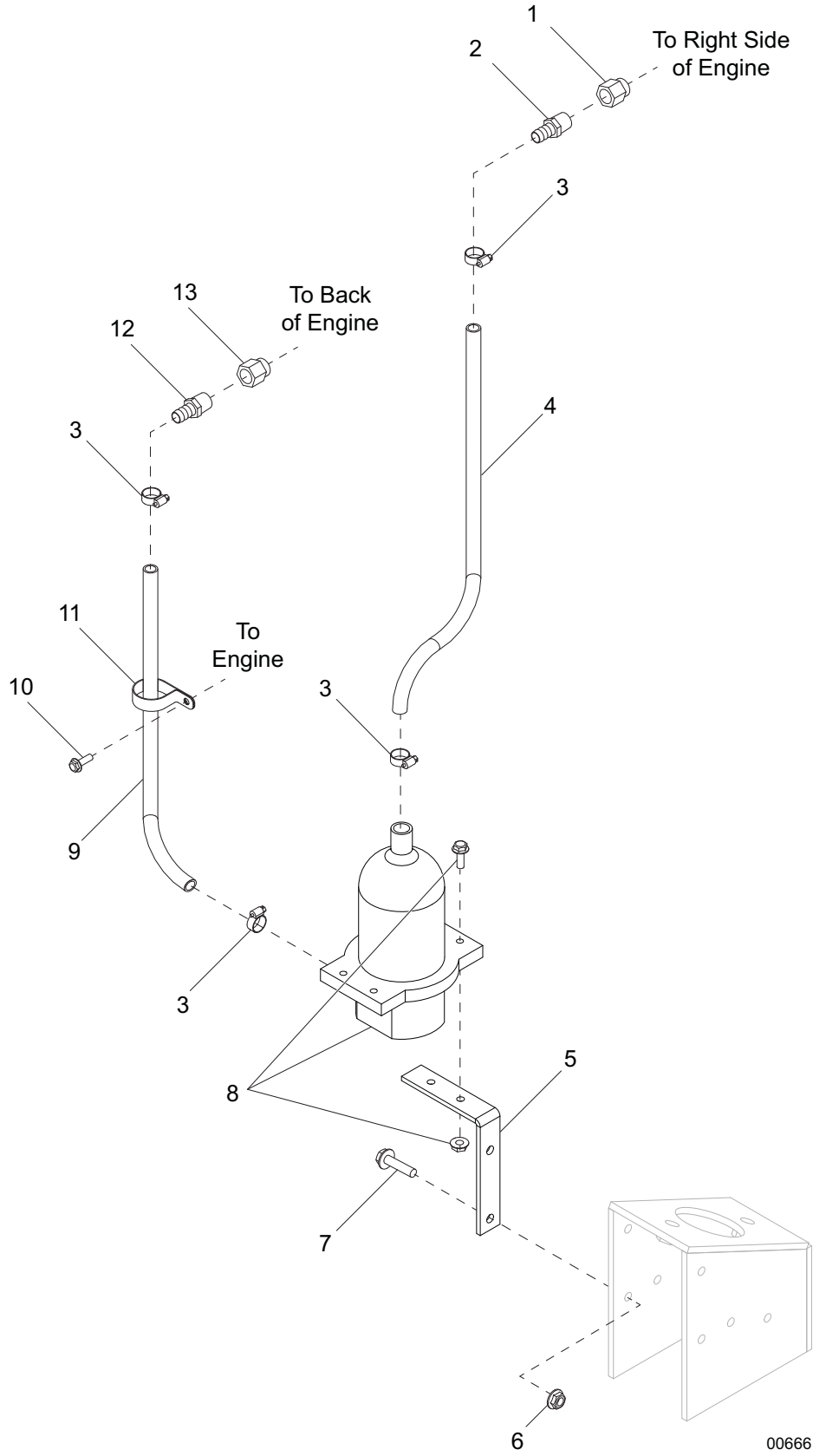
**ENGINE MOUNT ASSEMBLY**



## ENGINE MOUNT ASSEMBLY

ITEM	PART NO.	QTY	DESCRIPTION	NOTES
1	60520	1	Nut, .625-11 hex, G8	
2	60194	1	Washer, M16 split lock	
3	60521	1	Washer, .625 flat 1.743/.108	
4	19712B	1	Weldment, engine mount - JD 6.8L	
5	18084	1	Isolator, rubber 840/560 lbs	
6	18086	1	Washer, .650 snub 2.250/.180	
7	60519	1	Screw, .625-11x3.50 std hex, G8	
--	18410	1	Assembly, engine mount	Items 1 - 7

# HOTSTART ASSEMBLY OPTION



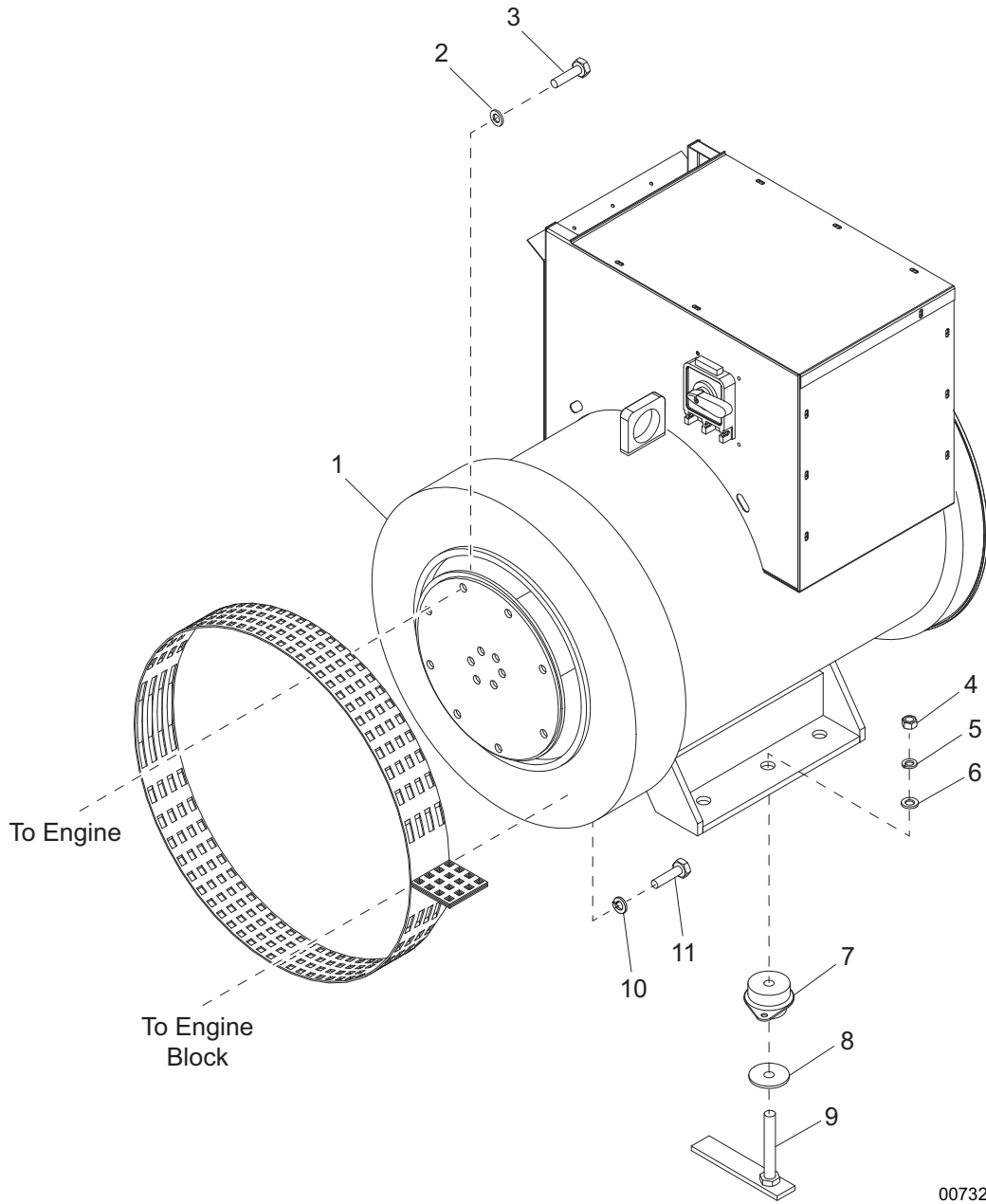
00666



## HOTSTART ASSEMBLY OPTION

ITEM	PART NO.	QTY	DESCRIPTION	NOTES
1	62206	1	Fitting, strt - .375FNPTxM14x1.50 O-ring, steel	
2	25931	1	Fitting, strt - .375NPTx.625 barb	
3	60365	4	Clamp, hose - SAE 010 (.56-1.06)	
4	50201	3.83 ft	Hose, .625, 200 psi, class A	
5	33952B	1	Bracket, hotstart mount	
6	60095	2	Nut, .312-18 sflg	
7	61091	2	Screw, .312-18x1.0 sflg hex, G5	
8	25938	1	Heater, coolant - 120V, 1500W, 12.5A	
9	50201	2.25 ft	Hose, .625, 200 psi, class A	
10	60072	1	Screw, M12-1.75x25 sflg hex, G10.9	
11	62031	1	Clamp, tubing - 2.0 lt duty	
12	60502	1	Fitting, strt - .500MNPTx.625 barb, brass	
13	31021	1	Fitting, strt - .500FNPTxM27x2.0	

# GENERATOR ASSEMBLY



00732

## GENERATOR ASSEMBLY

ITEM	PART NO.	QTY	DESCRIPTION	NOTES
1	22125	1	Generator, Marathon, 431PSL6336	
2	60151	8	Washer, .375 flat .810/.060	
3	60179	8	Screw, .375-16x.750 std hex, G8	
4	60520	2	Nut, .625-11 hex, G8	
5	60194	2	Washer, M16 split lock	
6	60521	2	Washer, .625 flat 1.743/.108	
7	18084	2	Isolator, rubber - 840/560 lbs	
8	18086	2	Washer, .650 snubber 2.250/.180	
9	27168	2	Weldment, anti-turn bolt .625x4.00 in	
10	60026	12	Washer, M10 split lock	
11	60055	12	Screw, M10-1.50x35 std hex, G10.9	

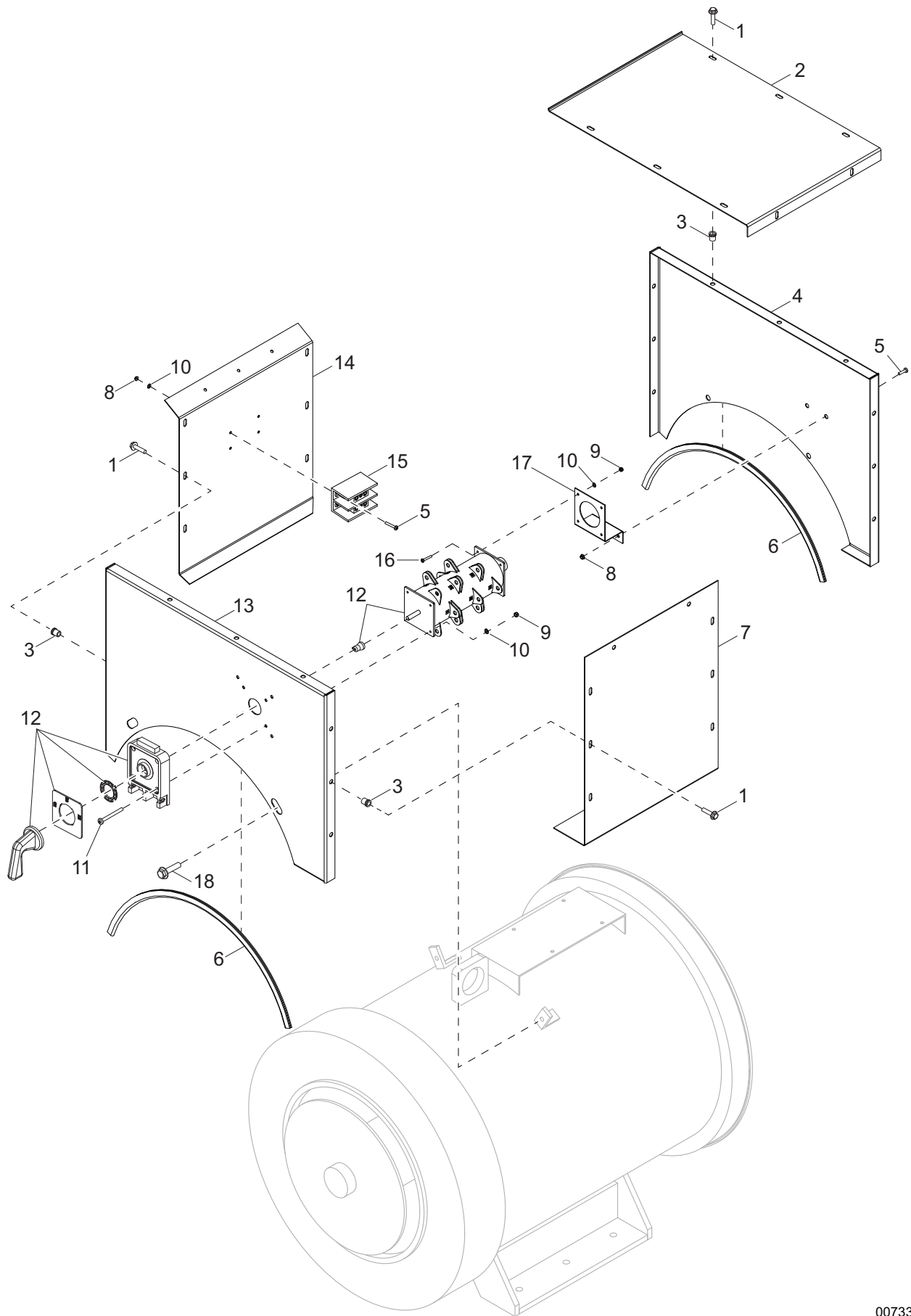
### OPTIONAL FEATURES

#### *Super Start:*

--	23338	1	Generator, Marathon, 433PSL6216	
----	-------	---	---------------------------------	--

**Note:** Engine and generator parts used in all Magnum Power Products LLC equipment carry the Original Equipment Manufacturer (OEM) warranty unless otherwise stated. OEM warranty parts must be purchased through an OEM dealer. Please contact Magnum Power Products LLC with questions.

# GENERATOR BOX ASSEMBLY - 3 POSITION VOLTAGE SELECTOR SWITCH

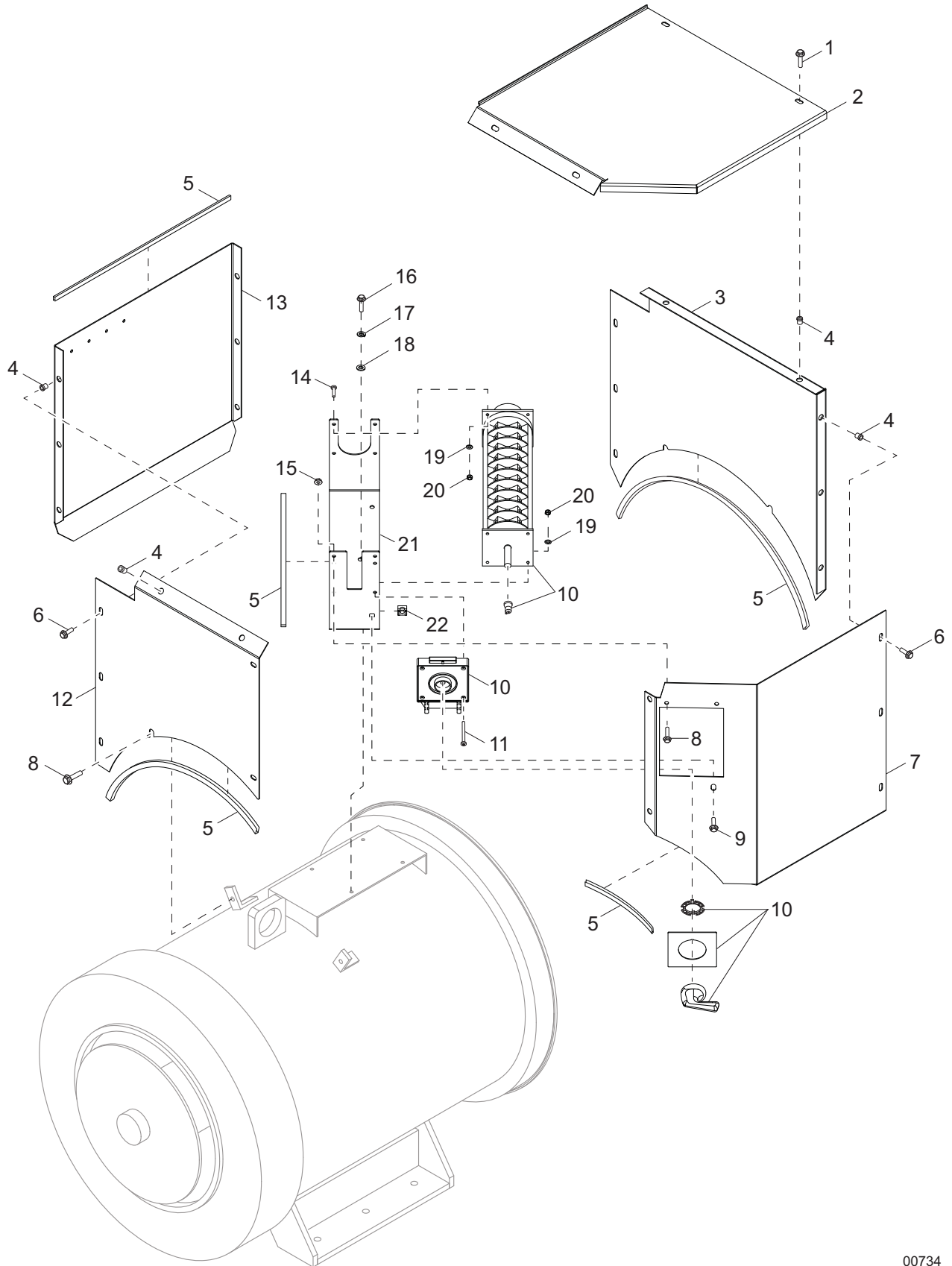


00733

## GENERATOR BOX ASSEMBLY - 3 POSITION VOLTAGE SELECTOR SWITCH

ITEM	PART NO.	QTY	DESCRIPTION	NOTES
1	60175	20	Screw, .250-20x.500 sflg hex, G5	
2	22243B	1	Panel, generator box - top	
3	62132	20	Insert, threaded .250-20 splined .027-.165 grip	
4	22242B	1	Panel, generator box - rear	
5	60062	6	Screw, 10-32x.750 pan phil, G2	
6	19046	2	Seal, generator box	
7	22240B	1	Panel, generator box - left	
8	61045	6	Nut, 10-32 sflg	
9	60457	8	Nut, 10-24 nylock, G2	
10	60237	12	Washer, #10 flat .495/.036	
11	60533	4	Screw, 10-24x1.500 pan phil, G2	
12	66337	1	Switch, phase - 400A, 3 pos. (Y,y,Z)	
13	22239B	1	Panel, generator box - front	
14	22241B	1	Panel, generator box - right	
15	65165	1	Block, terminal - 2-pole lug type	
16	60850	4	Screw, 10-24x.750 pan phil, G2	
17	20178B	1	Bracket, phase switch	
--	61179	1	Wire group - 3 pos. phase switch jumpers	
--	32725	1	Assembly, generator box	Items 1 - 17
--	60618	1	Wire group - 3 pos. AC cables	
18	60115	4	Screw, M6-1.00x12 sflg hex, G8.8	

# GENERATOR BOX ASSEMBLY - 4 POSITION VOLTAGE SELECTOR SWITCH OPTION

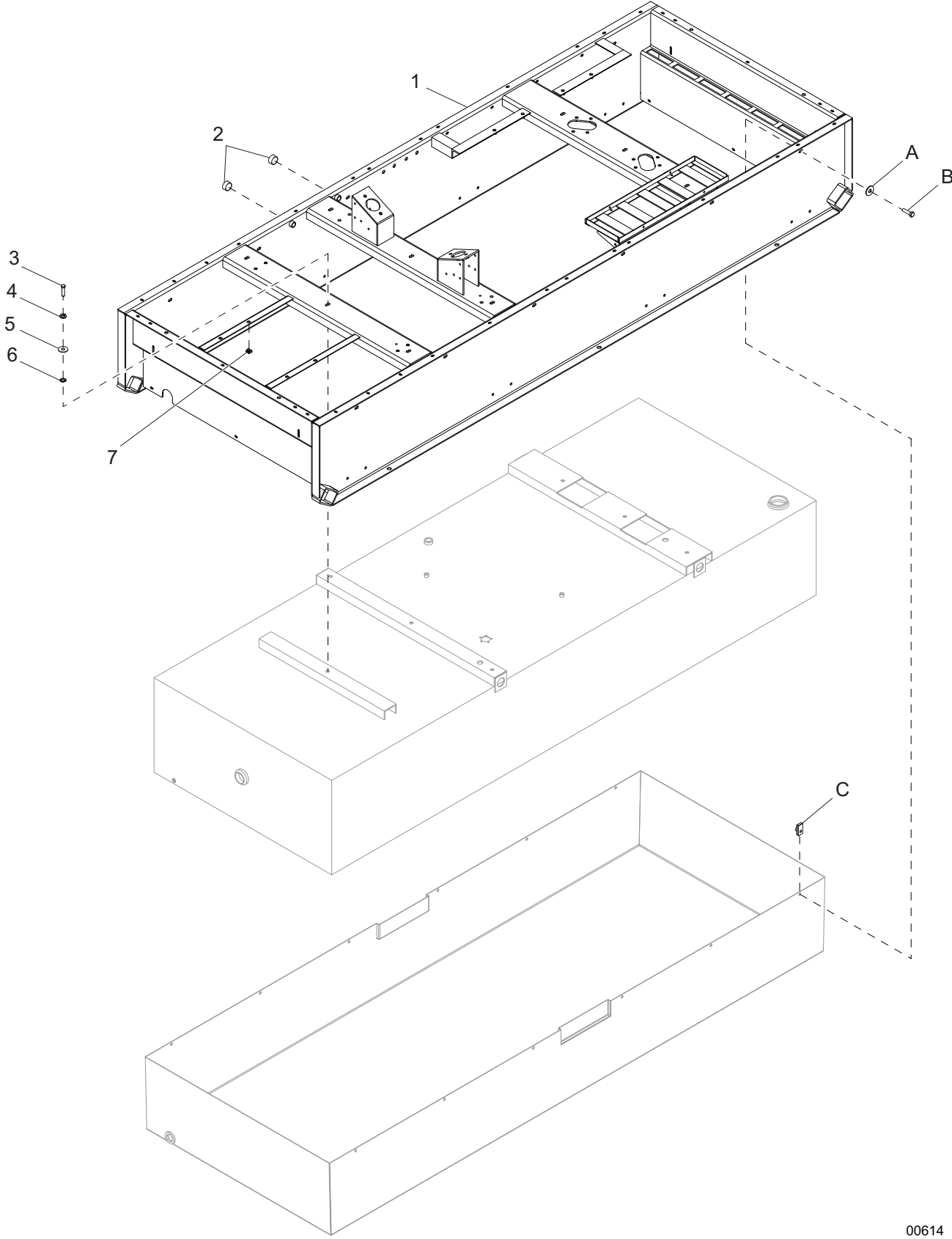


00734

## GENERATOR BOX ASSEMBLY - 4 POSITION VOLTAGE SELECTOR SWITCH OPTION

ITEM	PART NO.	QTY	DESCRIPTION	NOTES
1	60175	4	Screw, .250-20x.500 sflg hex, G5	
2	34704B	1	Panel, generator box - top	
3	34700B	1	Panel, generator box - rear	
4	62132	15	Insert, threaded .250-20 splined .027-.165 grip	
5	19351	8 ft	Seal, U-channel	
6	60523	11	Screw, .250-20x.875 sflg hex	
7	34703B	1	Panel, generator box - left	
8	60115	6	Screw, M6-1.00x12 sflg hex, G8.8	
9	60616	1	Screw, .312-18x.750 sflg hex, G5	
10	65799	1	Switch, phase - 400A, 4 pos. (Y,y,D,Z)	
11	60167	4	Screw, M5-0.80x35 pan phil, G4.8	
12	34702B	1	Panel, generator box - front	
13	34701B	1	Panel, generator box - right	
14	60156	4	Screw, M5-0.80x16 pan phil, G4.8	
15	60036	2	Nut, M6-1.00 sflg, G8.8	
16	60690	2	Screw, .375-16x1.0 std hex, SS	
17	60206	2	Washer, .375 split lock	
18	60386	2	Washer, .375 flat .993/.064	
19	60041	8	Washer, M5 flat	
20	60038	8	Nut, M5-.80 nylock, class 6	
21	33287B	1	Bracket, phase switch	
22	15425	1	Nut, .312-18 cage	
--	66799	1	Wire group - 800A, 4 pos. phase switch	

**SKID ASSEMBLY**



00614



## SKID ASSEMBLY

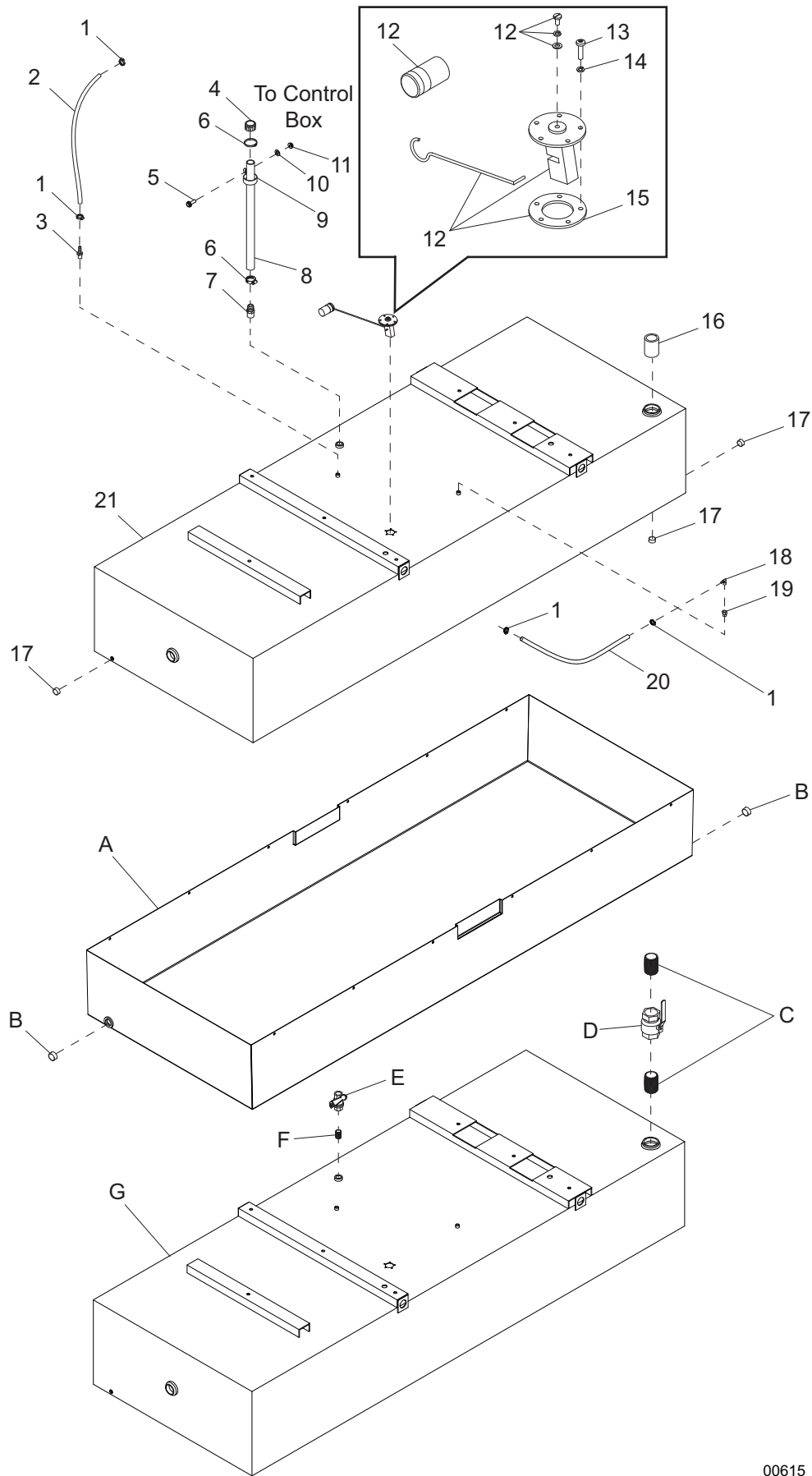
ITEM	PART NO.	QTY	DESCRIPTION	NOTES
1	29629B	1	Weldment, skid	
2	18394	2	Fitting, plug - .500NPT x internal hex	
3	60323	7	Screw, .375-16x1.50 std hex, G8	
4	60206	7	Washer, .375 split lock	
5	60729	7	Washer, .375 fender 1.50/.090	
6	60369	1	Washer, M12 external star	
7	15425	4	Nut, .312-18 cage	

### OPTIONAL FEATURES

#### *Containment:*

A	60452	12	Washer, .313 flat 1.125/1.0 bonded rubber, SS
B	60507	12	Screw, .312-18x1.0 std hex, SS
C	60505	12	Nut, .312-18 U-clip - long type

# FUEL TANK ASSEMBLY



00615

## FUEL TANK ASSEMBLY

ITEM	PART NO.	QTY	DESCRIPTION	NOTES
1	63250	4	Clamp, hose - size 16, spring type	
2	50018	2.33 ft	Hose, fuel - .312 ID, 50 psi, SAE 30R7	
3	19180	1	Fitting, strt - .375MNPTx.312 barb	
4	26379	1	Vent, plastic fuel - 1 in	
5	61091	1	Screw, .312-18x1.0 sflg hex, G5	
6	63254	2	Clamp, hose - size 35, spring type	
7	21451	1	Fitting, strt - 1.00MNPTx1.00 barb	
8	50019	4.16 ft	Hose, 1.0 in., SAE 20R3	
9	60716	1	Clamp, tubing - 1.50 lt duty	
10	60119	1	Washer, .312 flat .875/.070	
11	60095	1	Nut, .312-18 sflg	
12	20571	1	Sender, fuel - 10-15 in. tank	
13	60062	5	Screw, 10-32x.750 pan phil, G2	
14	60252	5	Washer, #10 split lock	
15	22323	1	Gasket, fuel sending unit	
16	19778	1	Fitting, nipple, pipe - 2.00NPTx4.0	
17	18394	3	Fitting, plug - .500NPT x internal hex	
18	15693	1	Fitting, 90° - .250NPTx.312 barb, brass	
19	16270	1	Fitting, strt - .375MNPTx.250FNPT	
20	50018	3.58 ft	Hose, fuel - .312 ID, 50 psi, SAE 30R7	
21	22104B	1	Tank, fuel - 350 gallons	

### OPTIONAL FEATURES

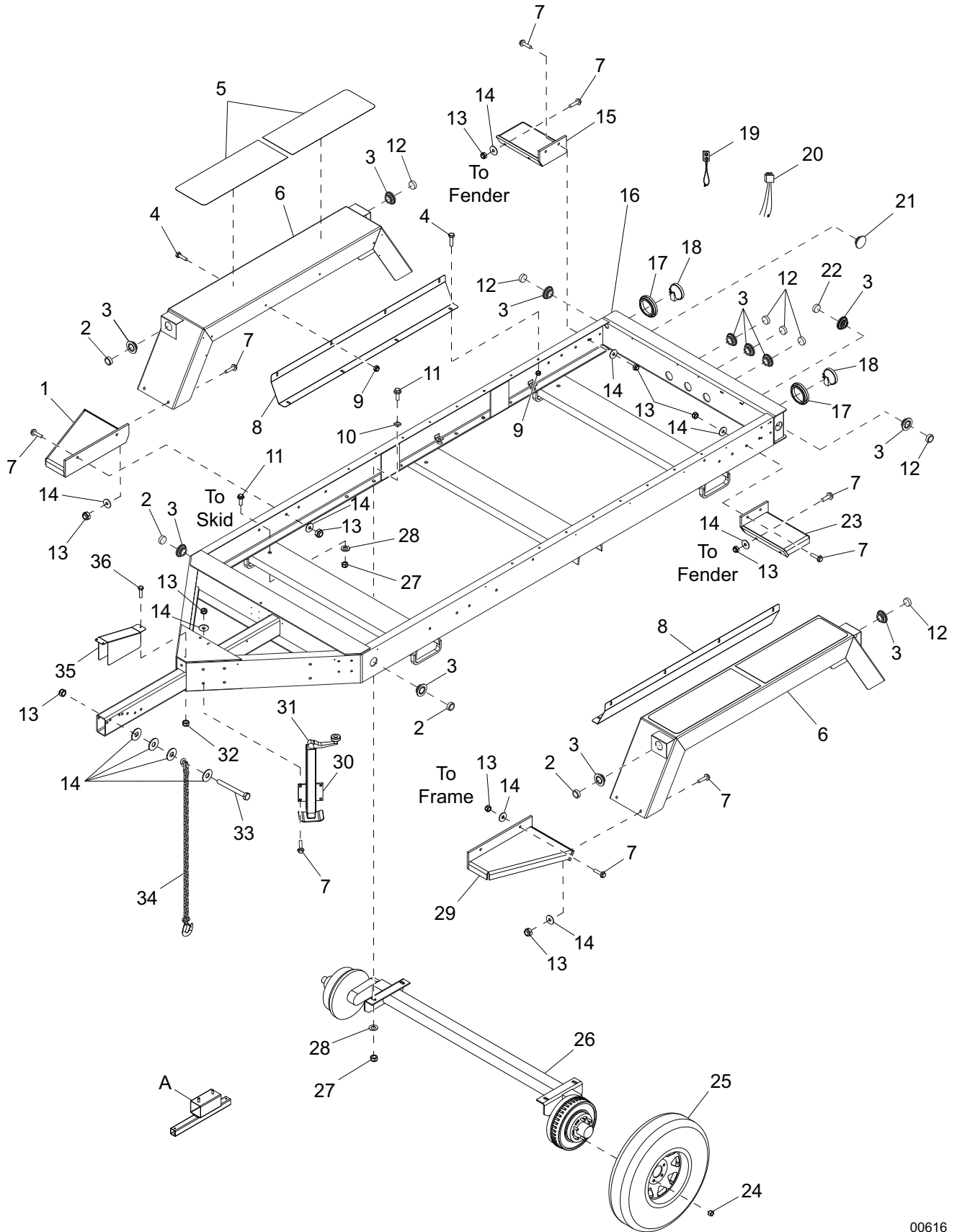
#### *Containment:*

A	23683B	1	Weldment, containment pan - 15.75 in
B	65636	2	Fitting, plug - 1.0NPT flush mount w/hex

#### *TC Rated Tank:*

C	21127	2	Fitting, nipple, pipe - 2.0NPT x close
D	40229	1	Valve, ball 2.0NPT - female
E	40230	1	Valve, ball 1.0NPT - female
F	40276	1	Fitting, nipple, pipe - 1.0NPT x close
G	30052B	1	Tank, fuel - 350 gal. UN31A rated

# TRAILER ASSEMBLY



00616

## TRAILER ASSEMBLY

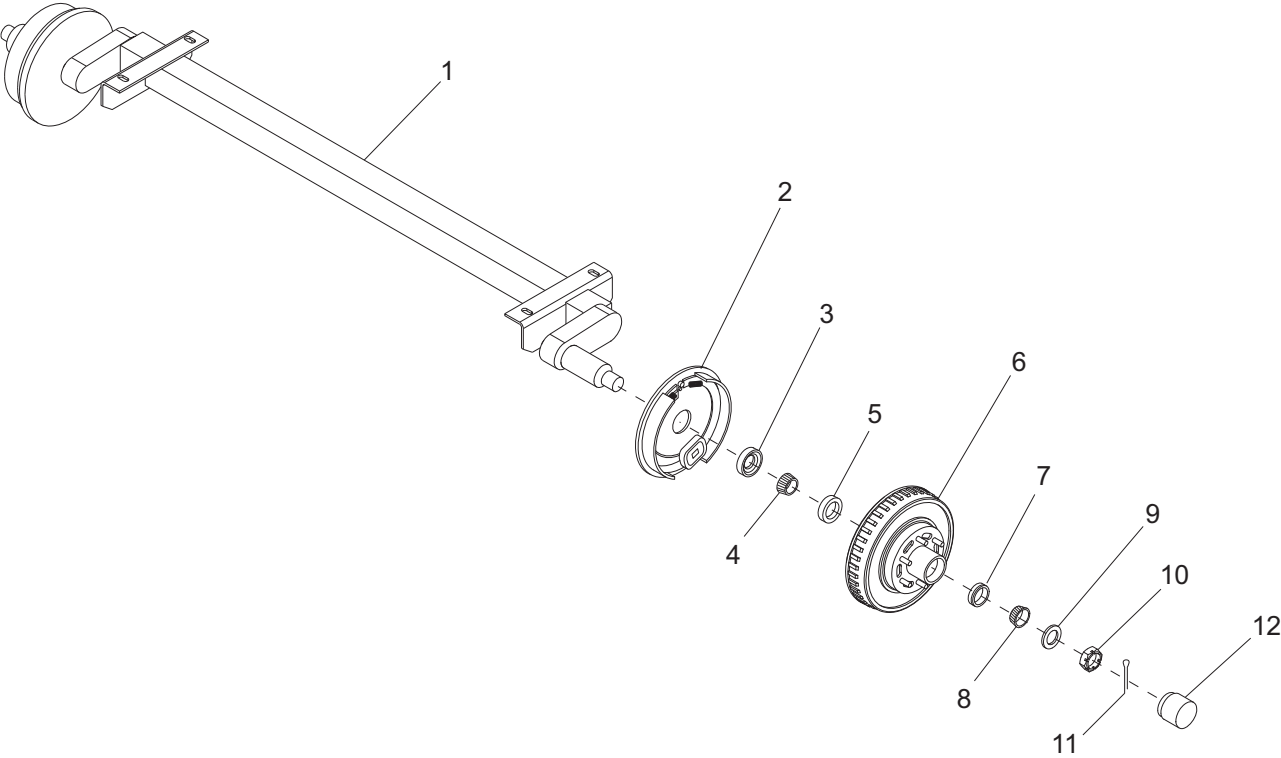
ITEM	PART NO.	QTY	DESCRIPTION	NOTES
1	22360B	1	Weldment, front step - RH	
2	66396	4	Light, clearance, 2.0 in., no grommet - amber	
3	66394	12	Grommet, rubber - 2.0 in	
4	61091	16	Screw, .312-18x1.0 sflg hex, G5	
5	22398	4	Pad, slip resistant - 10 in. x 28 in	
6	27657B	2	Weldment, fender	
7	61103	20	Screw, .500-13x1.750 sflg hex	
8	22351B	2	Fender shield, large trailer	
9	60095	16	Nut, .312-18 sflg	
10	60651	8	Washer, square bevel structural .625, galv	
11	61078	14	Screw, .625-11x2.0 flg hex, G8	
12	66397	7	Light, clearance, 2.0 in., no grommet - red	
13	62221	22	Nut, .500-13 nylock, G5	
14	60416	28	Washer, .500 flat 1.375/.090	
15	22358B	1	Weldment, rear step - RH	
16	27655B	1	Weldment, trailer frame	
17	10221	2	Grommet, rear light, rubber - 4.5 in	
18	10220	2	Light, rear tail/turn, round, no grommet	
19	10226	8	Plug, 2 wire	For clearance lights
20	10222	2	Plug, 3 wire	For tail/turn lights
21	62161	1	Plug, hole 2.25 dia	
22	66395	1	Light, utility, 2.0 in., no grommet - clear	
23	22357B	1	Weldment, rear step - LH	
24	60096	24	Nut, .500-20 lug, G5	
25	20374	4	Wheel, ST225/90D16 - 3100 lb	
26	Page 86	2	Assembly, axle	
27	60240	14	Nut, .625-11 nylock, G5	
28	60193	14	Washer, M16 flat	
29	22359B	1	Weldment, front step - LH	
30	22317B	1	Weldment, jack	Includes item 31
31	22892	1	Jack, top wind - 5000 lb	Jack only
32	60144	1	Nut, .250-20 nylock, G5	
33	60376	2	Screw, .500-13x4.50 std hex, G5	
34	20159	2	Chain, trailer safety, hi test - .375 in	
35	22302B	1	Cover, brake guard	
36	60684	1	Screw, .250-20x.875 std hex, SS	
--	27451	1	Decal, reflective tape kit - white	
--	27452	27.7 ft	Tape, conspicuity - 2 in, red/white	
--	19163	4	Fitting, bushing - .500 ODx.375 ID	
--	22340	2	Fitting, bushing - 1.0 ODx.750 ID	
--	16143	12	Clamp, tubing - .500	For trailer harness
--	60237	12	Washer, #10 flat .495/.036	For trailer harness
--	61155	12	Rivet, .188 dia. x .438-.750 grip	For trailer harness
--	27671	1	Harness, trailer	

### OPTIONAL FEATURES

#### Spare Tire:

A	24345B	1	Weldment, spare tire carrier
--	60991	2	Screw, .375-20x3.0 carr sqr, G5
--	60386	2	Washer, .375 flat .993/.064
--	60358	2	Nut, .375-16 nylock, G5
--	20374	1	Wheel, ST225/90D16 - 3100 lb
--	60096	2	Nut, .500-20 lug, G5

**AXLE ASSEMBLY**



00259

## AXLE ASSEMBLY

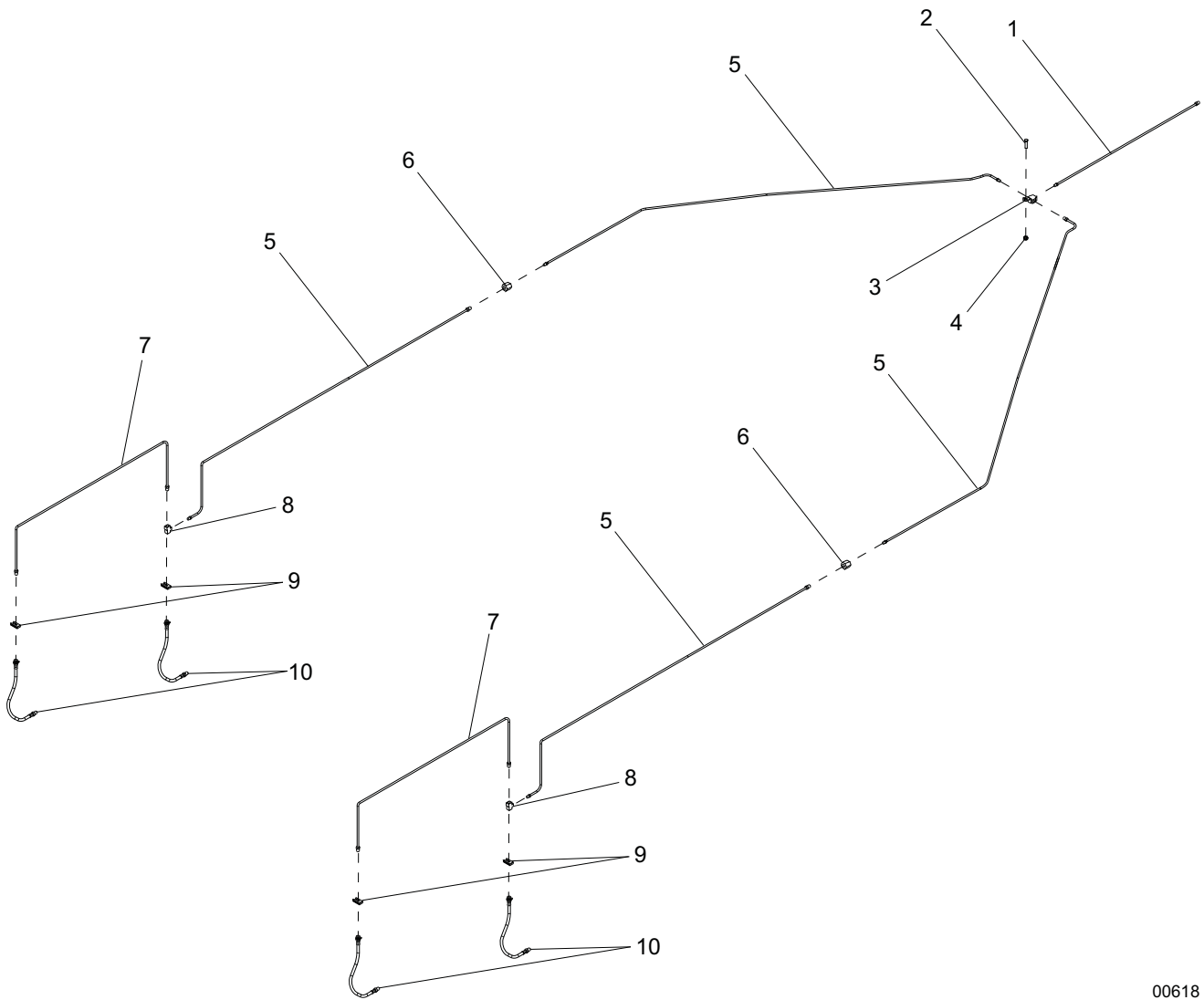
ITEM	PART NO.	QTY	DESCRIPTION	NOTES
1	22145	1	Axle, 6000 lb. - 57 in. frame	Hydraulic brake
2	26571	1	Surge free-backing brake - left	
	26572	1	Surge free-backing brake - right	
3	26575	2	Inner grease seal 2.125 in	
4	26576	2	Inner hub bearing	
5	26577	2	Inner bearing cup	
6	22387	2	Drum, large trailer brake	6000 lb axle
7	26584	2	Outer bearing cup	
8	26585	2	Outer hub bearing	
9	26581	2	Spindle washer	
10	12308	2	Spindle nut	
11	26583	2	Spindle nut - cotter pin	
12	26586	2	Dust cap	

### OPTIONAL FEATURES

#### *Electric Brake:*

--	22146	1	Axle, 6000 lb - 57 in. frame
--	26573	1	Electric brake assy - left
--	26574	1	Electric brake assy - right

# TRAILER BRAKE LINES



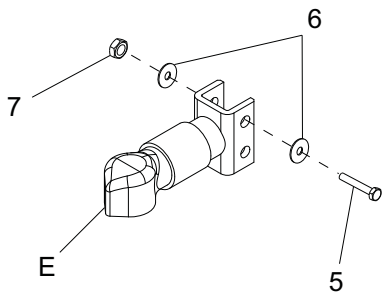
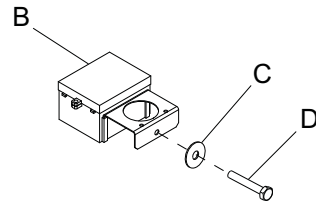
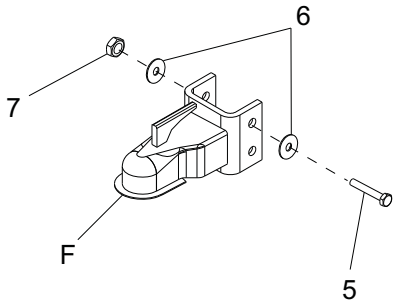
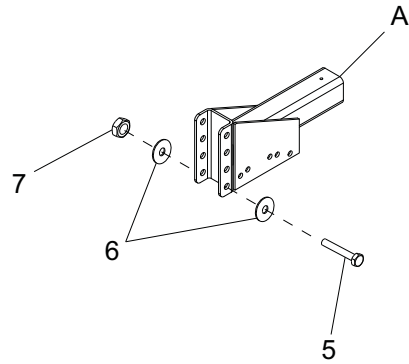
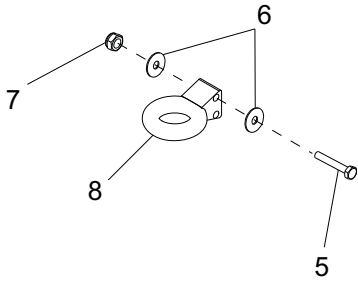
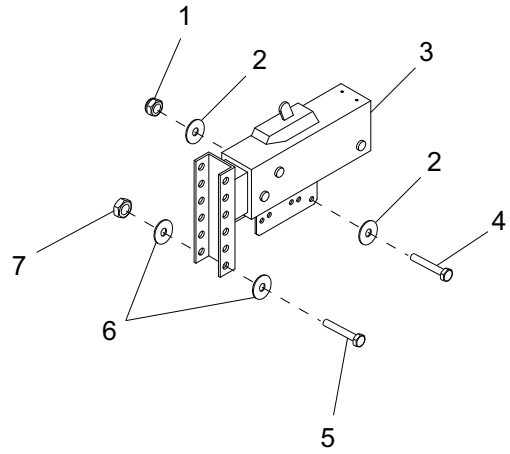
00618



## TRAILER BRAKE LINES

ITEM	PART NO.	QTY	DESCRIPTION	NOTES
1	40495	1	Line, brake - .188x20.0	
2	60684	1	Screw, .250-20x.875 std hex, SS	
3	19252	1	Fitting, strt - .188 brake line T w/bracket	All female
4	60144	1	Nut, .250-20 nylock, G5	
5	22338	4	Line, brake - .188x60.0	
6	22339	2	Fitting, strt - .188 brake line coupler	
7	40493	2	Line, brake - .188x40.0	
8	40498	2	Fitting, strt - .188 brake line T	Male/female/female
9	40499	4	Clip, brake hose	
10	40497	4	Hose, brake - .188x20.0	Male/female
--	60231	12	Rivet, .188 dia. x .375 to .500 grip	
--	60237	12	Washer, #10 flat .495/.036	
--	61010	12	Clamp, tubing - .375 hvy duty	

# TRAILER HITCH OPTIONS



00619

## TRAILER HITCH OPTIONS

ITEM	PART NO.	QTY	DESCRIPTION	NOTES
1	62221	5	Nut, .500-13 nylock, G5	
2	60309	10	Washer, .500 flat 1.060/.090	
3	18373	1	Actuator, trailer	
4	60376	5	Screw, .500-13x4.50 std hex, G5	
5	60239	2	Screw, .625-11x5.0 std hex, G5	
6	60193	4	Washer, M16 flat	
7	60240	2	Nut, .625-11 nylock, G5	
8	19335B	1	Coupler, lunette ring - 3.00 ID, adjustable	

### OPTIONAL FEATURES

#### *Electric Brake:*

A	19763B	1	Weldment, hitch elec. - 4 position, adjustable
B	19417	1	Breakaway kit
C	60193	1	Washer, M16 flat
D	60239	1	Screw, .625-11x5.0 std hex, G5
--	65786	1	Harness, electric brake

#### *Hitches:*

E	41795	1	Coupler, 2.31 in. ball - Bulldog 12500 lb
F	19519	1	Coupler, 2.31 in. ball, adjustable

#### *Hydraulic Brake Adapters:*

--	65463	1	Adapter, trailer - flat 4 to round 6 pin
--	65464	1	Adapter, trailer - flat 4 to round 7 pin
--	65465	1	Adapter, trailer - flat 4 to round 7 blade

#### *Electric Brake Adapters:*

--	65593	1	Adapter, trailer - 4 pin & 2 pin to round 6 pin
--	65583	1	Adapter, trailer - round 6 pin to round 7 spade

## RECOMMENDED SPARE PARTS LIST

### ENGINE

Alternator .....	32910
Belt, fan .....	33005
Cap, radiator - 18 psi .....	33219
Dipstick/oil cap .....	33069
Element, air filter .....	30561
Element, air filter - safety .....	30562
Element, OVR filter .....	32249
Fan, engine .....	32986
Filter, oil .....	22378
Filter, fuel - kit (primary & final) .....	32247
Filter, fuel - final .....	32253
Filter, fuel - primary .....	32246
Hose, radiator - lower .....	29826
Hose, radiator - upper .....	29822
Sensor, low coolant/harness .....	30942
Starter .....	32947
Thermostat - engine .....	33070

### MAINTENANCE KITS

Kit, service - 500 hour .....	SK253
Kit, service - 2000 hour .....	SK254

### ELECTRICAL

Breaker, 20A, 240V, 1 pole .....	18091
Breaker, 50A, 240V, 2 pole .....	18092
Breaker, 800A, 12-24V, 3 pole .....	65355
Controller, programmed .....	67952
Receptacle, 120V/20A GFI .....	14130
Receptacle, 120/240V 50A twist-lock .....	18089
Regulator, voltage - PM500 .....	36364
Relay, 12V/70A NC/80A NO w/diode .....	66455
Switch, E-stop, 1 NC contactor .....	12667
Switch, rocker - ON-OFF .....	66995
Switch, rocker - ON/OFF/(ON) .....	66996
Switch, trigger safety - NO & NC .....	12632

### TRAILER

Chain, trailer safety, hi test .....	20159
Jack, top wind .....	22892
Light, clearance amber - LED (no grommet) .....	66396
Light, clearance red - LED (no grommet) .....	66397
Tail lights - LED (no grommet) .....	10220







REV: ORG  
PART NO: 36822  
08.01.14